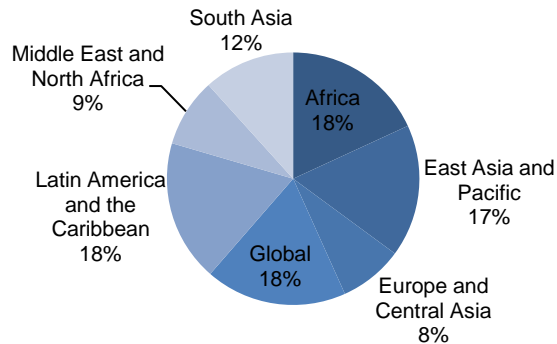
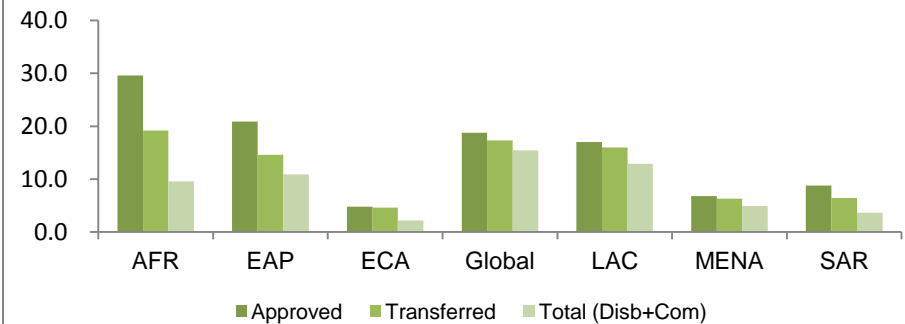
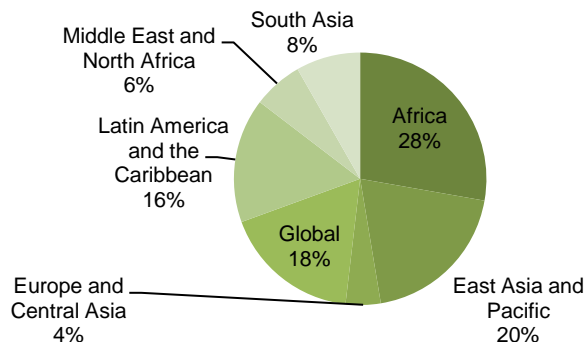


Region	No. Proj.	Projects Approved	Approved		Co-Financing	Transferred	Disbursed	Commitment	Total (Disb+Com)	Burn Rate(%) Total/Trans	Burn Rate(%) Total/Approv	Uncommitted
Africa	31	18%	29.6	28%	121.9	19.2	8.0	1.6	9.6	50%	32%	9.6
East Asia and Pacific	29	17%	20.9	20%	40.0	14.6	9.1	1.8	10.9	75%	52%	3.7
Europe and Central Asia	14	8%	4.8	4%	0.8	4.6	1.9	0.3	2.2	48%	47%	2.4
Global	31	18%	18.7	18%	2.5	17.3	14.4	1.0	15.4	89%	82%	1.9
Latin America and the Caribbean	31	18%	17.0	16%	4.9	16.0	11.7	1.2	12.9	81%	76%	3.1
Middle East and North Africa	15	9%	6.8	6%	1.8	6.3	3.8	1.1	4.9	78%	72%	1.4
South Asia	20	12%	8.8	8%	1.0	6.5	3.4	0.3	3.6	56%	41%	2.8
TOTAL	171	100%	106.6	100%	172.9	84.5	52.4	7.2	59.6	70%	56%	24.9

Note: Data as of 07 Nov 2011 / Expressed in millions

Track II - Projects Approved by Region

Track II - Allocations and Disbursements

Track II - Funds Allocated by Region

Track II - Burn Rate by Region
