



GFDRR

BRINGING RESILIENCE TO SCALE



May 1, 2019 - Aerial view of devastated fishing village after Cyclone Kenneth in Pemba, northern Mozambique. Photo: fivepointsix.

An aerial photograph of a coastal village, likely in a tropical region, showing significant damage to buildings and infrastructure. The foreground is dominated by a sandy area with numerous small, damaged structures, many of which appear to be made of wood and thatch. A large, prominent building with a blue roof and a minaret, possibly a mosque, stands in the middle ground. The background features a wide, white sandy beach and a clear, turquoise ocean. The text "Bringing resilience to scale" is overlaid in white on the upper part of the image.

Bringing resilience to scale

© 2020 Global Facility for Disaster Reduction and Recovery

1818 H Street, N.W., Washington, D.C., 20433, U.S.A.

The text in this publication may be reproduced in whole or in part and in any form for educational or nonprofit uses, without special permission, provided acknowledgement of the source is made. GFDRR's Secretariat would appreciate receiving a copy of any publication that uses this report as a source. Copies may be sent to the Secretariat at the above address.

No use of this publication may be made for resale or other commercial purpose without prior written consent of the Secretariat. All images remain the sole property of the source and may not be used for any purpose without written permission from the source.

Notes: Fiscal year (FY) runs from July 1 to June 30; the financial contributions and expenditures reported are reflected up to June 30, 2019; all dollar amounts are in U.S. dollars (\$) unless otherwise indicated.

Design: ULTRA designs, Inc.

GFDRR MEMBERS



AUSTRALIA



AUSTRIA



CANADA




GERMANY



INDIA



ITALY



JAPAN



LUXEMBOURG



MEXICO



NORWAY



SERBIA



SWEDEN



SWITZERLAND



UNITED STATES



AFRICA, CARIBBEAN & PACIFIC
(ACP) SECRETARIAT



EUROPEAN UNION



UNITED
NATIONS
DEVELOPMENT
PROGRAMME



UN Office for Disaster Risk Reduction



WORLD BANK GROUP

OBSERVERS



BELGIUM



FRANCE



MOZAMBIQUE



SPAIN



TURKEY



UNITED KINGDOM



VIETNAM



GLOBAL NETWORK
OF CIVIL SOCIETY
ORGANISATIONS FOR
DISASTER REDUCTION



INTERNATIONAL
FEDERATION OF RED
CROSS AND RED
CRESCENT SOCIETIES



ISLAMIC
DEVELOPMENT
BANK



ORGANIZATION
OF ISLAMIC
COOPERATION



WORLD
METEOROLOGICAL
ORGANIZATION

Family in Yemen. Photo Davor Lovincic.



Foreword



Stefano Signore
GFDRR CG Co-chair



**Ambassador
Leonard-Emile Ognimba**
GFDRR CG Co-chair



Bernice van Bronkhorst
Director, Climate Change
Group World Bank

Fiscal year 2019 (FY19) was marked by a large number of climate-related disasters across the world, exacerbated by human factors such as conflict and urbanization. Early in the year, Mozambique, Malawi, and Zimbabwe were devastated by Cyclone Idai and Cyclone Kenneth. Mozambique, was especially hard hit, with almost 700 lives lost and damages close to a billion dollars. In India, flooding and landslides in Kerala killed over 480 people and recovery needs reached \$4.4 billion. Ahead of Cyclone Fani in Odisha, 1.2 million people were evacuated as the subcontinent sustained its worst cyclone season on record, with seven named storms. Sulawesi in Indonesia was hit by the triple shock of an earthquake and a resulting tsunami and landslides, and countries such as Myanmar, Papua New Guinea, Lao PDR, and the Philippines experienced severe climate-related disasters. In the Middle East and North Africa region, weather extremes such as torrential rains and floods, affected tens of thousands—with many events occurring in contexts of fragility arising from conflict, such as in Libya, Syria, and Yemen.

Against this backdrop, disaster risk management (DRM) and resilience are becoming more fundamental for development than ever before. Countries continue to ask for solutions tailored to their particular needs, and this requires deep regional knowledge, an ability to adapt global best practices, and technical experience, all of which are facilitated through GFDRR grants. The complexity of today's DRM challenges requires continuous innovation. In FY19, GFDRR's Labs team and partnerships with universities, scientists, and tech firms, established through the Understanding Risk community, continue to guide our work on innovation. Knowledge exchanges to formulate and share problem statements are helping to bridge the gap between tech solutions and the people around the world who need them. GFDRR's Analytics and Economic Research team continues to identify and address the toughest development questions related to disaster risk management and resilience. This year they published another flagship report *Lifelines: The Resilient Infrastructure Opportunity* in response to increasing need for analysis of the costs of shock-related disruptions to infrastructure services. The report presents a strong case for investing in resilience during the early stages of infrastructure planning and has already been used extensively in other key publications, such as the Global Commission for Adaptation's advocacy report *Adapt Now: A Global Call for Leadership on Climate Resilience*.

The momentum for mainstreaming disaster risk management increased dramatically this year, energized by more global attention on the need for action on climate adaptation. Resilience to climate change is included in everything GFDRR does, and increasing attention is given to ensuring that considerations of gender, inclusion, and fragility are embedded in operations as well. As risks converge and become more complex, so does the architecture of solutions, platforms, and products available to build resilience to both current and future hazards. With the support of the EU and ACP as Co-Chairs in FY 2019, GFDRR's global recognition as a centre of excellence and innovator in the field has been demonstrated by increasing demand for its knowledge, experience, and ability to structure and finance multifaceted solutions that meet specific needs.





Executive Summary

This Annual Report highlights the progress and results achieved during FY19.

Policemen, soldiers and rescue team looking for victims at a collapsed mosque after an earthquake hit North Lombok, Indonesia on August 7, 2018. (Photo by Garry Lotulung/NurPhoto via Getty Images)

Executive Summary



Julie Dana
Head, GFDRR

About this Report

This Annual Report highlights the progress and results achieved during FY19. It provides an overview of grant making activities in six regions and across GFDRR's eight targeted areas of engagement. It explores some areas of the work in greater depth and includes financial statements for the fiscal year. GFDRR is committed to further strengthening its monitoring and evaluation (M&E) systems, ensuring that evidence and lessons from across the portfolio inform management decisions, accountability, and learning. Results of the FY19 program, as measured against the Facility's results indicators, are available in the report's annex.

About GFDRR

GFDRR's portfolio continues to grow in its support for disaster and climate resilience needs. During FY19, the Facility committed \$83.6 million in funding to 172 new grants. At the end of the fiscal year, the active portfolio included 369 active grants covering 142 countries, for a total commitment amount of \$267.6 million. These grants address a full range of natural hazards, with flooding, earthquakes, and landslides continuing to receive the greatest share of support. All GFDRR grants contribute to achieving the Sendai Framework's goal, as well as its targets and priorities for action.

Regions

Core to GFDRR's vision is helping countries bring resilience to scale. Active grants in FY19 covered 142 countries across all six regions.

The **Africa** region was once again the largest in GFDRR's active portfolio and included 78 active grants worth \$77 million. Grants supported the countries of Comoros, Malawi, Mozambique, and Zimbabwe in recovering from the impacts of cyclones Idai and Kenneth. In Sierra Leone, technical assistance for collecting flood and landslide data allowed the government to reduce the transport sector's vulnerability, and informed the design of an IDA-financed \$50 million urban transport project. In Kampala, Uganda, local authorities worked to improve coordination among communities for emergency response. Progress was made in giving countries access to advanced financial instruments, such as Development Policy Loans with a Catastrophe Deferred Drawdown Option (Cat DDO). Emphasis was also placed on strengthening institutional capacity for disaster risk financing.

At the end of FY19, GFDRR had an active portfolio in the **East Asia and Pacific** region of 51 grants, worth a total of \$29.4 million. Technical assistance helped to leverage financing for recovery efforts in Sulawesi, Indonesia after a devastating earthquake and tsunami, and in the completion of a post-disaster needs assessment (PDNA) in Lao PDR after severe flooding. Across the region, risk considerations were embedded in infrastructure investments, and progress was made in improving countries' access to regional risk pools, such as Southeast Asia Disaster Risk Insurance Facility (SEADRIF). In Vietnam, GFDRR assisted government with a pilot for the design and construction of climate-resilient, ultra-high-performance concrete (UHPC) bridges.

At the end of FY19, GFDRR's active portfolio in **Europe and Central Asia** totaled 44 grants worth \$30.2 million, supporting work in almost every country in the region. A focus in FY19 was on scaling up DRM initiatives and mainstreaming urban resilience into municipality policies and investment plans. Other priority areas of engagement in the region for FY19 included promoting open access to risk information, advancing resilient infrastructure, supporting effective first response, building DRM capacity, and mainstreaming DRM into policy and legislation. In Bosnia and Herzegovina, GFDRR supported authorities in mainstreaming disaster risk management into the country's road network management practices.

In the **Latin America and Caribbean** region, GFDRR's active FY19 portfolio totaled 48 grants, worth \$22 million. DRM considerations were integrated in infrastructure projects throughout the region, including drainage, transit, and school facilities. In Brazil, disaster risk was mainstreamed into territorial planning, public investments, and public finances. In Guatemala, the recovery efforts after 2018's eruption of the Fuego volcano included the preparation of a Development Policy Loan with Catastrophe Deferred Draw Down Option (Cat DDO), in conjunction with support for advancing the government's disaster risk management policy reform agenda.

GFDRR's active FY19 portfolio in the **Middle East and North Africa** totaled 17 grants worth \$7.5 million; 70 percent of grant funding contributed to projects in resilient infrastructure. Efforts were made to strengthen the institutional capacity of national meteorological and hydrological services in the region, and to advance innovations in strengthening social resilience and inclusion through comprehensive urban operations in fragile contexts. GFDRR supported rapid post-recovery needs analyses following flooding in Tunisia and Djibouti, and in Beirut, GFDRR worked with the municipality to develop a comprehensive urban resilience master plan, to secure private and public investment to tackle the city's resilience needs.

At the end of FY19, GFDRR's active portfolio in **South Asia** totaled 39 grants worth \$28.3 million. GFDRR supported recovery efforts after flooding in Kerala, India, and Cyclone Fani in Anwar Pradesh and Odisha, India. Many countries in the region have expressed interest in developing social safety net systems; Sri Lanka and India are currently strengthening theirs through capacity building and analysis. In Colombo, Sri Lanka, task teams are working with the government to collect, share, and analyze risk data and information that will be key toward moving the city's resilience agenda forward.

Areas of Engagement

GFDRR implements its strategy through eight areas of engagement that support the Sendai Framework's priorities for action. Progress in each of these areas is measured against targets set in the 2018–21 strategy.

In FY19, in the area of **science and innovation**, GFDRR's Labs team supported the Open Cities Africa initiative, connecting experts and communities to collect and distribute risk data for Africa's most disaster-prone areas. It pioneered the first Understanding Risk Field Lab—a month-long “un-conference” learning event in Thailand where participants prototyped new solutions to address urban floods. The Challenge Fund program piloted new and innovative approaches to revolutionize risk financing mechanisms, and GFDRR also stepped up efforts to bring machine learning and earth observation data into the mainstream of DRM. High-profile events included the launch of #VisRisk Challenge, a competition in the use of mapping software and narrative techniques to improve the understanding of risk.

The **Resilient Infrastructure** program continued to mainstream DRM across multiple infrastructure sectors—from schools to transportation, water, and energy; through knowledge and analytics; and technical assistance. The Safer Schools program continued to grow, with the addition of the Global Library of School Infrastructure (GLOSI) database of the structural performance of school buildings. Following up on the launch of the Resilient Transport Program in FY18, GFDRR helped participating countries incorporate innovative solutions into their approaches—for example through the use of geographic information system (GIS)-enabled web visualization tools to quantify climate risk on transport networks. Under the Resilient Water Partnership Program, a total of \$1.4 million was provided to countries across all regions to integrate resilience measures in water projects. In Ulaanbaatar, Mongolia, GFDRR is supporting the municipality in building a comprehensive inventory of transport infrastructure to inform their maintenance of and investment in these assets.

As of FY19, 31 percent of GFDRR's active core program grants contributed to **scaling up urban resilience**. These covered 230 cities across 80 countries and included capacity building, improved resilience of urban services, flood risk reduction, coastal resilience, and emergency preparedness activities. A new grant in China is integrating DRM into the World Bank's urban portfolio, enhancing the capacity of cities to manage climate and disaster risks. In Kiribati, an island republic in the Central Pacific, an ongoing grant is supporting climate resilience activities in dense urban settlements in low-lying atolls, and in the Kyrgyz Republic, a new grant is supporting the government to promote resilient development in urban areas. The City Resilience Program has engaged with nearly 60 cities in 39 countries since its inception in 2017. This includes about a dozen new cities in FY19.

GFDRR's program for **strengthening hydromet and early warning systems** supports efforts around the world to build up weather and climate services for improved resilience. GFDRR also continues to support the hydromet program of the World Bank, which grew by about \$100 million in FY19. A focus this financial year was on building technical capacity in countries through World Bank hydromet operations, and in forming new partnerships with the public and private sectors and academia. One such partnership is the Global Weather Enterprise (GWE)¹, which leverages private sector innovation and financing in addition to targeted public

¹ The GWE is a global engagement between the public, private, and academic sectors, which shares the common goal of providing accurate and reliable weather information and services that save lives, protect infrastructure, and enhance economic output. It combines the scientific research, technology, observations, modeling, forecasting, and forecast products that need to come together in alignment with the requirements of the universally agreed Sustainable Development Goals of the UN 2030 Agenda for Sustainable Development.

investments. GFDRR has also facilitated the development of an Action Plan to scale up the collaboration between the WMO and the World Bank. The flagship publication, *Weathering the Change: How to Improve Hydromet Services in Developing Countries*, was published in FY19 and analyzes all phases of the value chain involved in the production and delivery of hydromet services, to improve their skill, efficiency, and cost-effectiveness. In Moldova, GFDRR worked with the national hydromet service to implement improved verification and quality management systems.

Country demand for climate and disaster risk financing solutions has evolved over the last few years, from requests for development of financial protection strategies, to implementation of these strategies. In FY19, the focus under **deepening financial protection** saw a dramatic shift in the way in which GFDRR responds to these demands. Scaled up support from partners moved the agenda beyond stand-alone technical assistance that focused on generating dialogue on this topic and building capacity, to larger investments in structured financial solutions for vulnerable countries. The Global Risk Financing Facility (GRiF) was launched in FY19 as a multi-donor trust fund housed at GFDRR and implemented by the World Bank's Disaster Risk Financing and Insurance Program (DRFIP). The program responds to requests from countries for support in moving beyond the design and development of strategies to actual implementation of these solutions, by providing seed funding necessary to put actual financial instruments in place. This program directly co-finances World Bank's IDA and IBRD projects, with grants to countries that range in the amount of \$5–\$25 million.

Building social resilience is key to GFDRR's mandate, and over 50 percent of core program grants report communities

as beneficiaries. A priority in FY19 was channeling DRM and climate change adaptation (CCA) resources and decision-making power to the local levels. In Kenya, GFDRR is supporting efforts to strengthen capacity of four county governments to integrate locally led disaster and climate risk management into integrated development plans. A newly funded grant in Somalia will support vulnerable populations, particularly women, to address multiple risks in internally displaced people camps through improved livelihoods and economic opportunities. There is also a focus on increasing citizen engagement in managing risk, with case studies underway in Zimbabwe and the Pacific, and the launch of a platform for comprehensive, reliable data on flood-affected people in the floodplain of Asunción, Paraguay. In the Solomon Islands, nearly 70 community-level resilience projects are underway across the provinces of Guadalcanal, Temotu, Malaita, and Central, supported by the ACP-EU Natural Disaster Risk Reduction Program.

GFDRR's program for **addressing climate risk and promoting resilience to climate change (RCC)** concluded in FY19, with all efforts now centered on the implementation of ongoing activities. However, GFDRR continues to promote the integration of climate risks into operations: in FY19, over 90 percent of newly approved grants included climate considerations. In the last two years, GFDRR has experienced a steady increase in the number of requests to support multi-sector and multi-country projects; engage with a wider set of actors; and work across silos and existing boundaries to find new solutions and advance practitioner-based knowledge. RCC-supported activities continue to leverage additional financing to scale up climate resilience in a number of ways. In Uzbekistan, for example, a pilot on operational models for water utilities to better respond to water security issues

has been scaled into a \$215 million country-wide World Bank-financed operation. RCC activities also support the generation of new knowledge to inform the resilience building activities of country partners.

In FY19, GFDRR's efforts in the area of **enabling resilient recovery** focused on the development and distribution of knowledge products, and on fostering partnerships to strengthen the capacity of vulnerable countries for emergency preparedness. During the period, GFDRR trained 304 officials, including 100 women, in six countries; and provided close to \$3.5 million for 23 Just-in-Time and other grants to help more than 20 countries respond to disasters and better prepare for future events. An initiative on the nexus between disasters and fragility or conflict-affected situations was launched, beginning to think about how to apply DRM lessons and methodologies to fragility, conflict, and violence (FCV) settings, especially for post-crisis recovery. This new program funded 10 proposals from covering nine countries which will help DRM and FCV experts explore innovative ways to adapt or integrate DRM engagements to specific FCV challenges.

Financing Windows

GFDRR grants are funded through financing received from development partners. While many donors contribute to a common multi-donor trust fund, dedicated financing is received from Japan, the European Union, and the Climate Risks and Early Warning Systems (CREWS) Initiative, and as of FY19, from new financing windows like the Global Risk Financing Facility (GRiF) and the Canada Caribbean Resilience Facility (CRF).

The **Multi-donor Trust Fund (MDTF)** is the main vehicle to support the Facility's governance structure, partnerships, and program

management. At the end of FY19, the MDTF and related single-donor trust funds had an active portfolio of nearly \$94.5 million through 202 grants. It supported disaster assessments in 13 countries, helping to mobilize over \$1.5 billion in additional financing. The MDTF is the main source for GFDRR's analytics work, which has helped provide answers to some of the most pressing questions facing development practitioners. In FY19, the Facility initiated a program on the nexus between DRM and FCV, bringing together experts in both fields to help countries better integrate good practice. It provided financing for knowledge exchange and events, including the fourth World Reconstruction Conference (WRC4), and funding for regional events as part of the Understanding Risk Community. Since FY16, the MDTF has financed approximately 49 percent of GFDRR's activities. The current fund will be closing in December 2020, and a new MDTF is being established to support continuity of the program.

The **European Union (EU)** is a key partner and funds eight programs managed by GFDRR. The **ACP–EU Natural Disaster Risk Reduction (ACP–EU NDRR) Program** helps enhance preparedness for natural disasters and mitigate impacts in Africa, Caribbean, and Pacific (ACP) countries by supporting governments integrating risk management approaches into planning. In FY19, the ACP–EU NDRR Program funded 25 grants totaling \$10 million, supporting countries in enhancing disaster preparedness and response capacity, forming urban development plans that incorporate DRM, developing DRM legislation and climate resilience strategies, and strengthening coastal zone management. Other programs include: the ACP–EU Building Disaster Resilience in Sub-Saharan Africa (SSA) Program; the EU-WB/GFDRR Global

Partnership on Disaster Risk Financing Analytics, which helps countries build financial resilience by improving their understanding of risk; the EU–South Asia Capacity Building for DRM Program, which supports hydromet service delivery and enhances capacity among regional bodies and the national disaster management centers; and the Serbia National Disaster Risk Management Program which is supporting the Republic of Serbia in enhancing DRM and flood prevention systems.

The **Japan–World Bank Program for Mainstreaming Disaster Risk Management in Developing Countries**

is a partnership between the government of Japan and the World Bank, managed and implemented through GFDRR's Tokyo DRM Hub. In FY19, the program approved 18 grants amounting to over \$12 million, supporting 27 countries and addressing natural hazards such as flooding and other hydromet risks, multi-hazard events, and earthquakes. As a key knowledge center serving the global DRM community, the Tokyo DRM Hub facilitated 29 expert exchanges, which brought together 72 professionals from the public sector, 58 from the private sector, 37 from academia and research institutions, and 16 from civil society.

GFDRR manages other **purpose-built financing windows** which focus on particular areas of engagement or regions, but operate under and are aligned with the umbrella structure of the Facility. In FY19, two new special programs were launched—the Global Risk Financing Facility (GRiF) and the Canada Caribbean Resilience Facility (CRF). In its pilot year of implementation, under GRiF, two IDA grants were approved with World Bank co-financing: a grant of \$8 million co-financed a \$90 million disaster risk management operation in Mozambique, and in Sierra Leone, a \$2.5 million grant co-financed a \$35 million Investment Project Finance, strengthening the national safety net program. As of FY19,

the Climate Risk and Early Warning Systems (CREWS) Initiative had approved 13 projects for a total of \$32.7 million; these include providing modernized early warning systems in Chad; strengthening the national climate, hydrometeorological, and early warning services in Togo; and enhancing the capacity for weather-, water-, and climate-related early warning services in Afghanistan. The City Resilience Program (CRP) completed more than 50 Rapid Capital Assessments to assess cities' capabilities to mobilize private capital.

Special Features

In recent years, GFDRR-supported analytical work has helped provide answers to some of the most pressing questions in global development. In FY19, GFDRR's analytics team produced *Lifelines*, which provides a thorough analysis on the intersection of DRM and infrastructure. The report presents a strong case for investing in resilience during the early stages of infrastructure planning, which helps avoid devastating

setbacks due to disasters. The team is also developing tools that can provide further insights into how poverty and disaster risks are related in specific contexts at the country levels. These include a set of data collection tools that allow for in-depth analyses of poverty and disaster risk, and a model that measures socioeconomic resilience at the subnational level.

In FY19, GFDRR supported operations in several disaster-affected regions. In Mozambique, after cyclones Idai and Kenneth, GFDRR support enabled a Global Rapid Post-Disaster Damage Estimation (GRADE) and a PDNA, which informed a \$130 million IDA Crisis Response Window grant. In Indonesia, after the earthquake and tsunami in Sulawesi, GFDRR supported a GRADE and provided \$3 million in grant funding that will strengthen resilience and preparedness against future disasters. In India, the massive reduction of losses during 2019's Cyclone Fani compared with the devastation sustained during the super cyclone that hit the state

of Odisha in 1999 is a testament in part to the progress made by the government with GFDRR support in ex-ante activities, such as disaster preparedness, understanding risk, and risk reduction.

DRM is evolving, and with it, the demand for new approaches and support in new sectors. Globally, GFDRR is helping to meet the rising demand for nature-based solutions by providing technical, analytical, and operational support for related projects in five regions and 24 countries. In FY19, GFDRR also helped six countries—Bhutan, Guatemala, Lao PDR, Myanmar, Tanzania, and Uzbekistan—in strengthening the resilience of cultural heritage, local communities, and sustainable tourism.

Going forward, GFDRR is well-positioned and prepared to handle the diversity and scale of growing demand, meeting it with innovative solutions and a growing portfolio of resources that can support the design and implementation of more complex and multi-sectoral solutions.

How GFDRR Works

MISSION To facilitate implementation of the Sendai Framework for Disaster Risk Reduction and to contribute to the achievement of the Sustainable Development Goals and the Paris Agreement, by ensuring that all development policies, plans, and investments—including post-disaster reconstruction—are designed to minimize disaster risks and build the resilience of people and economies to climate change.

OPERATING PRINCIPLES GFDRR's strategy is underpinned by seven operating principles: Demand-driven; Leveraging Finance and Development Policy; Inclusive Approach; Gender; Addressing Disaster and Climate Risk. Knowledge; and Results-oriented.

IN-COUNTRY ENGAGEMENTS GFDRR channels funding to in-country engagements. It awards grant resources based on established criteria aligned with its operating principles. To help countries bring resilience to scale, many of the activities target interventions that leverage larger development programs. GFDRR operates across six regions: Africa; East Asia and Pacific; Europe and Central Asia; Latin America and the Caribbean; Middle East and North Africa; and South Asia.

IMPLEMENTATION GFDRR supports technical assistance and analytical work that leverages financing by international financial institutions—including IBRD, IDA, and the Climate Investment Funds—to test and scale innovations that ensure that investments enhance resilience and reduce risks. The World Bank is GFDRR's main implementing partner, and provides the Facility with the opportunity to leverage development investments well beyond the resources it manages, maximizing development impact.

FINANCING WINDOWS GFDRR is an umbrella trust fund that finances its activities from different sources of funds, including a multi-donor trust fund and special programs.

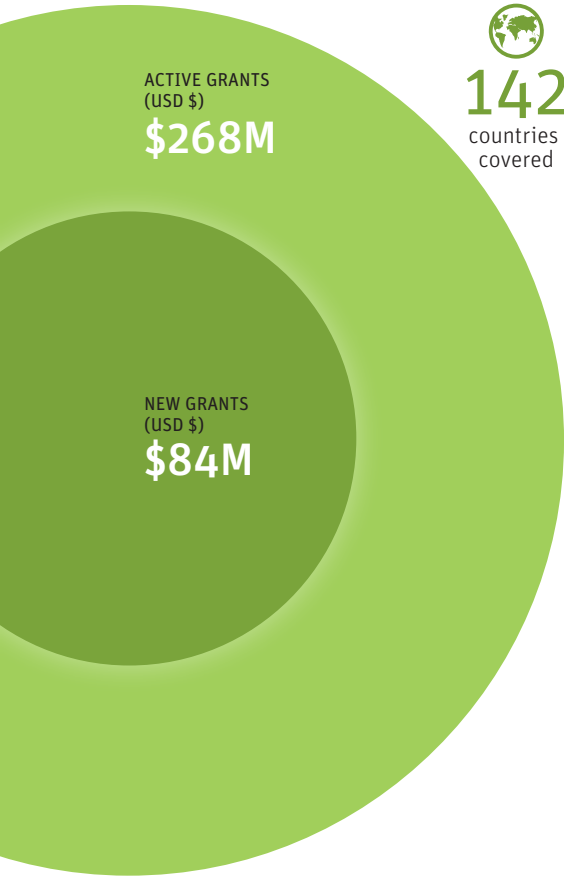
AREAS OF ENGAGEMENT GFDRR currently executes its strategy through eight areas of engagement that support implementation of the Sendai Framework priorities and the Paris Agreement, and that contribute to the achievement of the Sustainable Development Goals. These are:

- Using science and innovation in disaster risk management
- Promoting resilient infrastructure
- Scaling up engagements for city resilience
- Strengthening hydromet services and early warning systems
- Deepening financial protection through disaster risk financing and insurance
- Building social resilience
- Deepening engagements in resilience to climate change
- Enabling resilient recovery

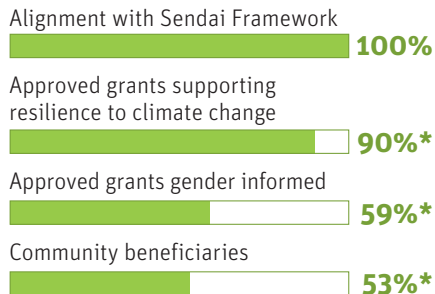
GFDRR's vision is a world where resilient societies manage and adapt to ever-changing disaster and climate risk, and where the human and economic impact of disasters is reduced.

FY19 IN NUMBERS: BRINGING RESILIENCE TO SCALE


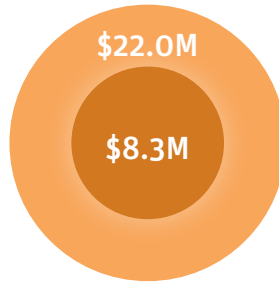
GFDRR's portfolio continued to grow globally during FY19. Highlights of the portfolio's progress and contributions to resilience are below.




142
countries covered



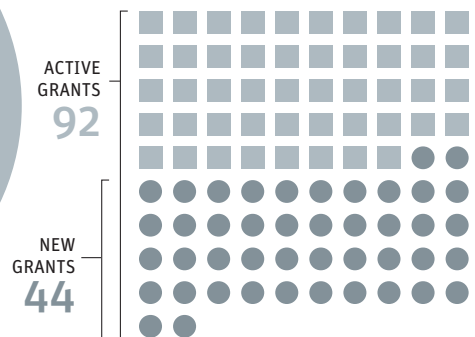
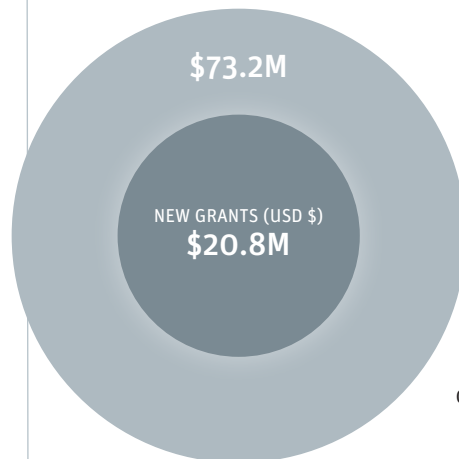
Latin America & the Caribbean



48
ACTIVE


Global

ACTIVE GRANTS (USD \$)

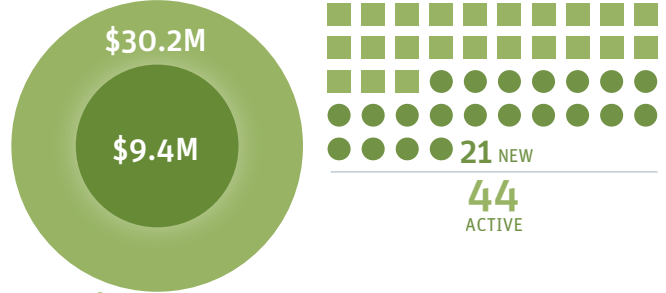


* Analysis is based on data for grants funded through GFDRR Core Programs. It does not include grants funded through Special Programs or Just-in-Time grants.

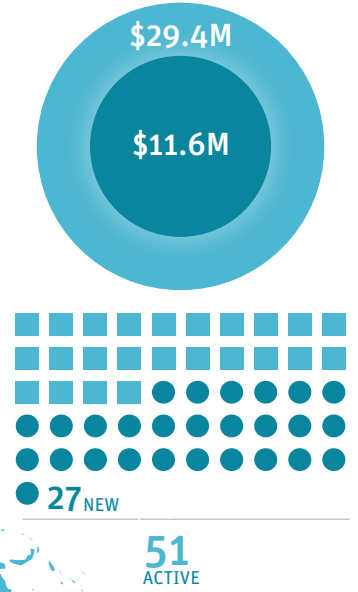
Middle East and North Africa



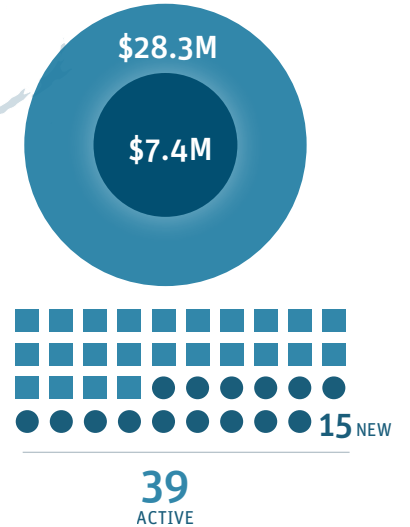
Europe and Central Asia



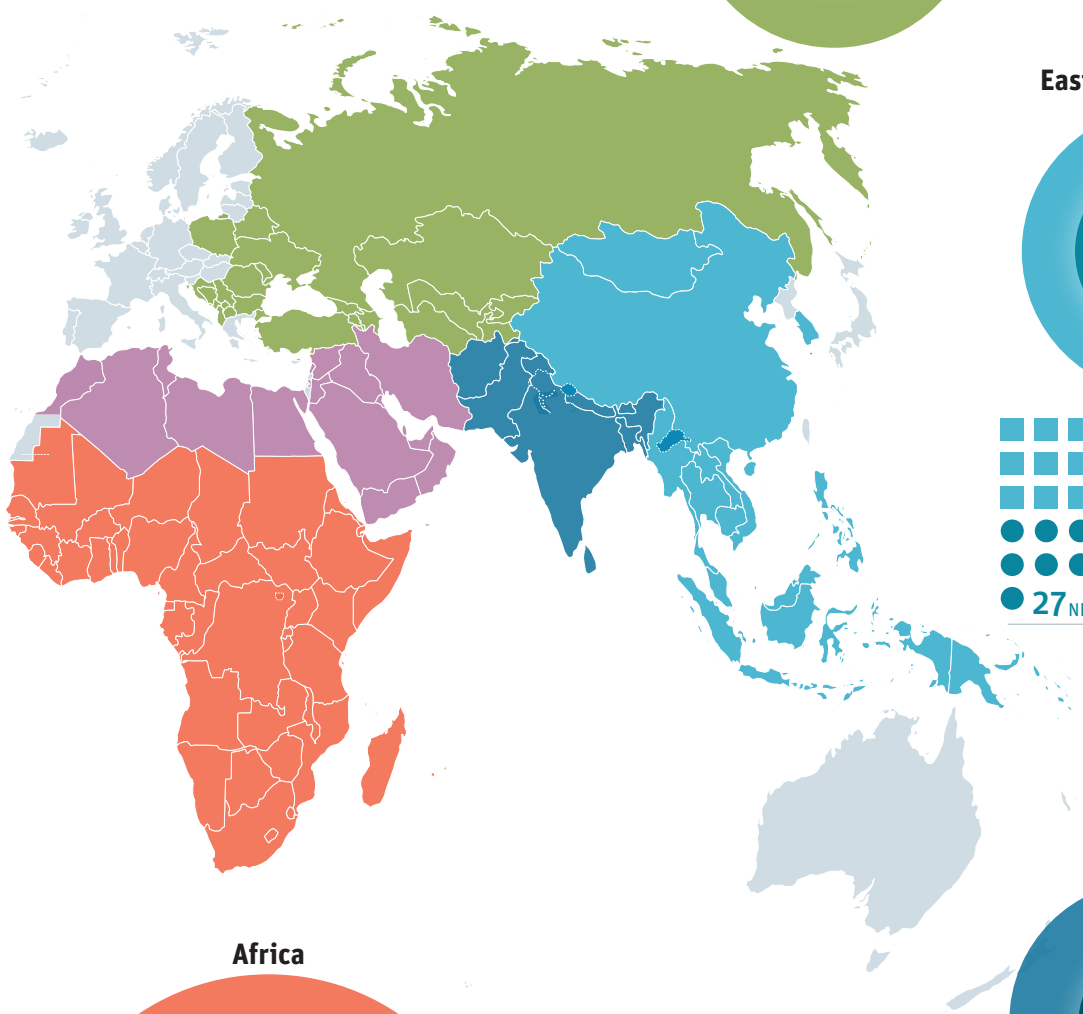
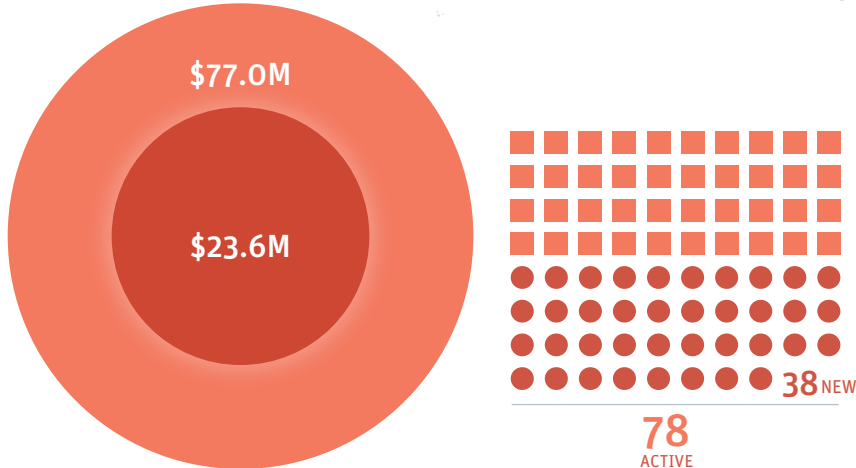
East Asia and Pacific



South Asia

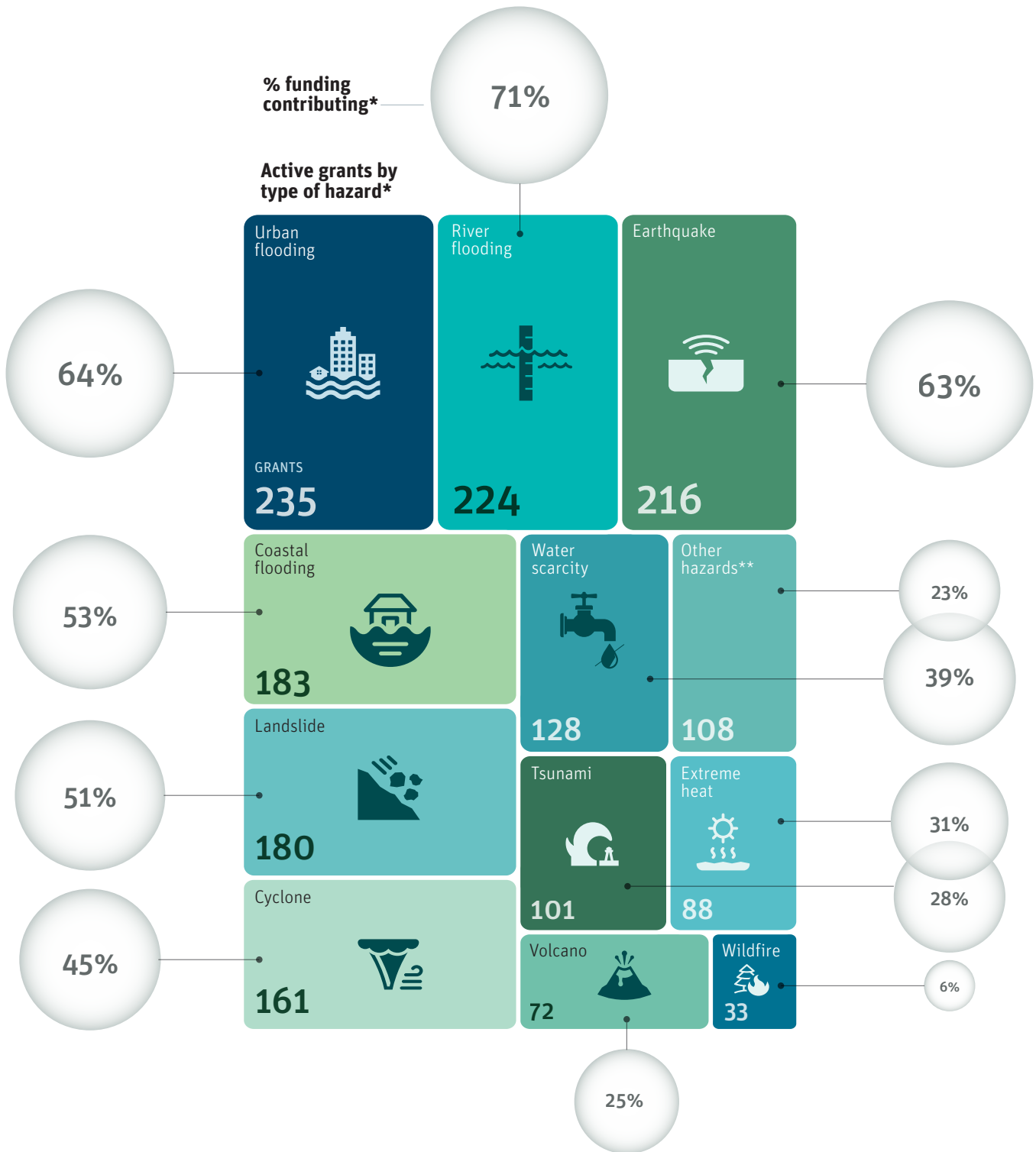


Africa



NATURAL HAZARDS ADDRESSED

The portfolio targeted the hazards posing the greatest risk to vulnerable countries. Most grants continued to address more than one natural hazard. Within the portfolio, 87 percent of core program funding addressed flooding and 76 percent addressed geohazards. Other hazards addressed by the portfolio include liquefaction, saltwater intrusion, sea-level rise, avalanches, poor air quality, and sand storms.



* Analysis is based on data for grants funded through GFDRR Core Programs. It does not include grants funded through Special Programs or Just-in-Time grants.

** Includes liquefaction, radiological contamination, saltwater intrusion, debris flow risk, sea-level rise, pandemics, avalanches, dzud, poor air quality, urban fire, sand storms.

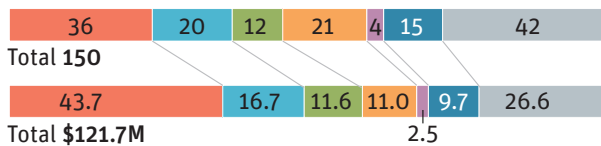
AREAS OF ENGAGEMENT

The portfolio in FY19 continued to address all strategic areas of engagement. Most grants contributed to more than one engagement area and these activities covered all regions.


- Africa
- East Asia and Pacific
- Europe and Central Asia
- Latin America and the Caribbean
- Middle East and North Africa
- South Asia
- Global



Risk Information*



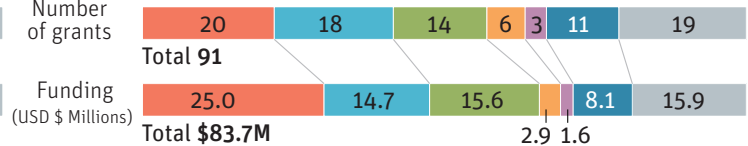
Resilient infrastructure*



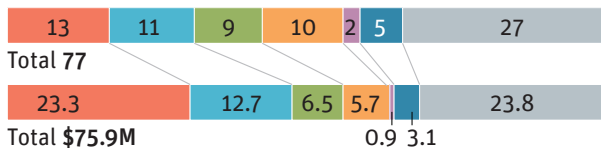
City Resilience*



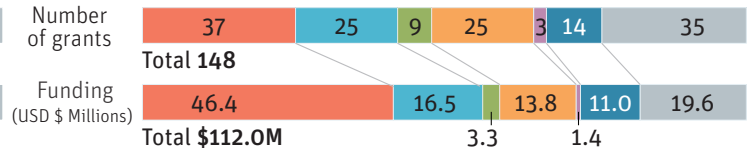
Hydromet*



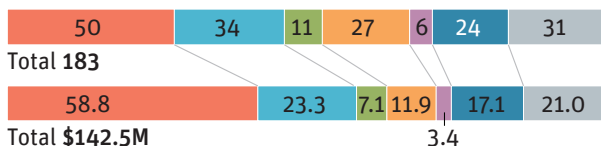
Financial Protection*



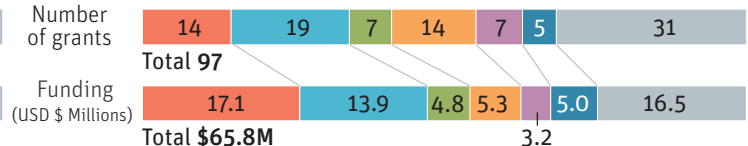
Community Resilience*



Resilience to Climate Change*



Resilient Recovery*



* Analysis is based on data for grants funded through GFDRR Core Programs. It does not include grants funded through Special Programs or Just-in-Time grants.

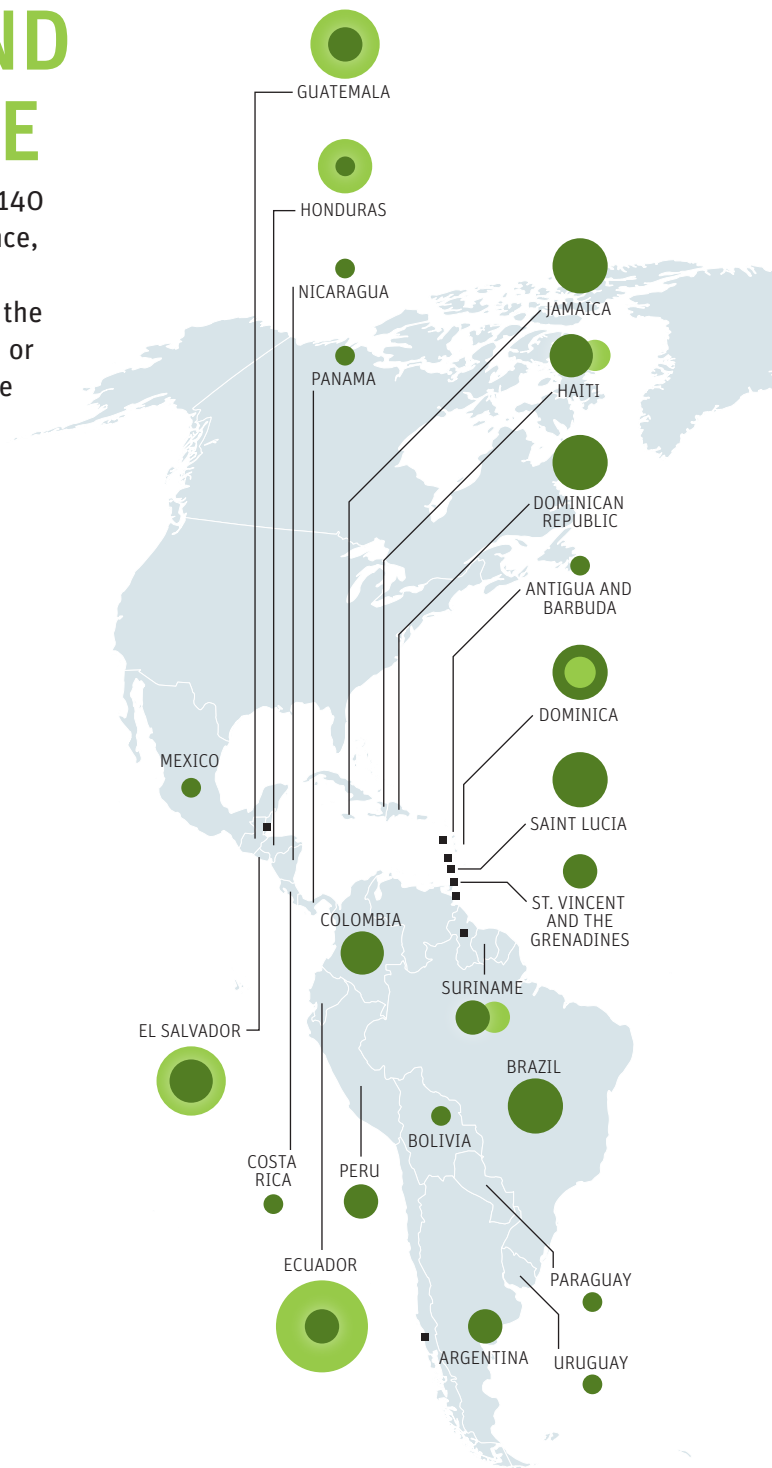
FY19 PORTFOLIO AND LEVERAGED FINANCE

GFDRR’s FY19 portfolio of nearly 370 grants covered over 140 countries. Many of these grants leveraged additional finance, helping to bring resilience to scale. This map illustrates GFDRR’s FY19 in-country and regional grant activities and the \$7.6 billion in leveraging they have helped inform, enable, or co-finance. For more information on leveraging through the FY19 portfolio, see page 32.

GRANT AMOUNT (dark circles)



FY19 APPROVED LEVERAGED FINANCE Million \$ (light circles)



■ Countries benefitting from global or regional grant activities





Annex

This annex provides information about GFDRR's portfolio in FY19. This includes commitments, disbursements, donor resources available, and results progress. It is a financial report covering the period of July 1, 2018 to June 30, 2019.

Portfolio Summary

GFDRR’s total portfolio as of June 30, 2019, included 369 active grants covering 142 countries,¹ for a total commitment amount of \$267.6 million.

Of the active grant portfolio as of close of FY19, 202 grants were funded through the Multi-Donor Trust Fund (MDTF) and related core funding windows (55 percent) (see figures 1.1 and 1.2). Seventy-nine grants were funded through the Japan–World Bank Program (21 percent). Fifty-two grants were funded through the ACP-EU Natural Disaster Risk Reduction Program (14 percent) and 20 grants were funded through other EU programs (6 percent). In addition to the activities funded by core funding windows, 16 grants were funded through the Special Programs (4 percent).

Total funding commitments of the active grant portfolio from

¹ This includes countries receiving benefits from GFDRR grants either through activities directly implemented in-country or covered through global or regional activities.

Figure 1.1 Distribution of Active Commitments by Funding Window, FY19 = \$267.6 M

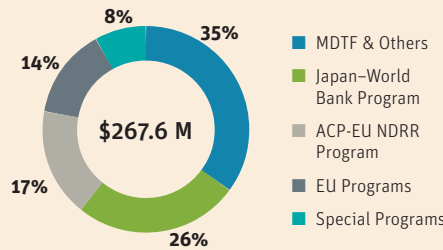


Figure 1.2 Distribution of Active Grants by Funding Window, FY19 = 369

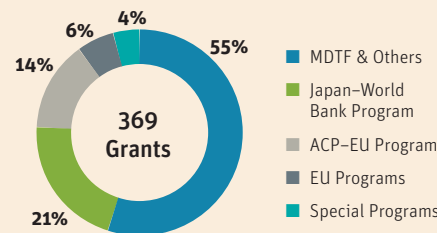


Figure 2. Distribution of Active Funding by Region, FY19

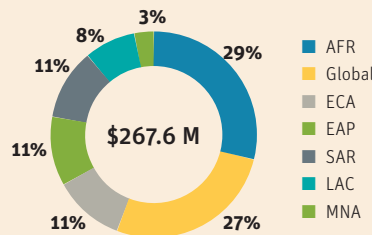
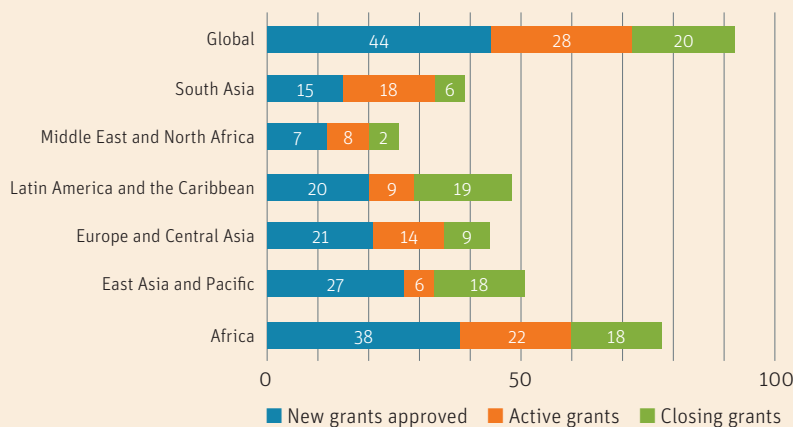


Figure 3. Distribution of Grants, FY19 Total = 369



the MDTF and related core funding windows amounted to \$94.5 million (35 percent), the largest proportion of the portfolio. The Japan–World Bank Program accounted for \$70.1 million (26 percent). The ACP–EU NDRR Program accounted for \$44.3 million (17 percent) and other EU-funded programs were \$37.7 million in active commitments (14 percent). In addition to activities funded by core funding programs, Special Programs accounted for \$21.1 million (8 percent).

Across regions, the largest share of active grants covered Sub-Saharan Africa, representing 29 percent of active funding (see figure 2). This was followed by East Asia and Pacific, Europe and Central Asia, and South Asia, which each were supported through approximately 11 percent of active funding. Smaller proportions of active funding supported Latin America and Caribbean (8 percent); and the Middle East and North Africa (3 percent). Global and cross-regional activities represented 27 percent of active funding.

Throughout the fiscal year, 92 grants (\$38.2 million) reached completion (see figure 3). This is a 41 percent decrease from FY18, when three MDTFs reached completion, which drove the closing of a higher number of grants during that timeframe.²

Over the fiscal year, 12 donors contributed an additional \$112.9

² In FY18, the MDTF TF070611, TF070868, and TF070948 reached completion.

Sources of Funding

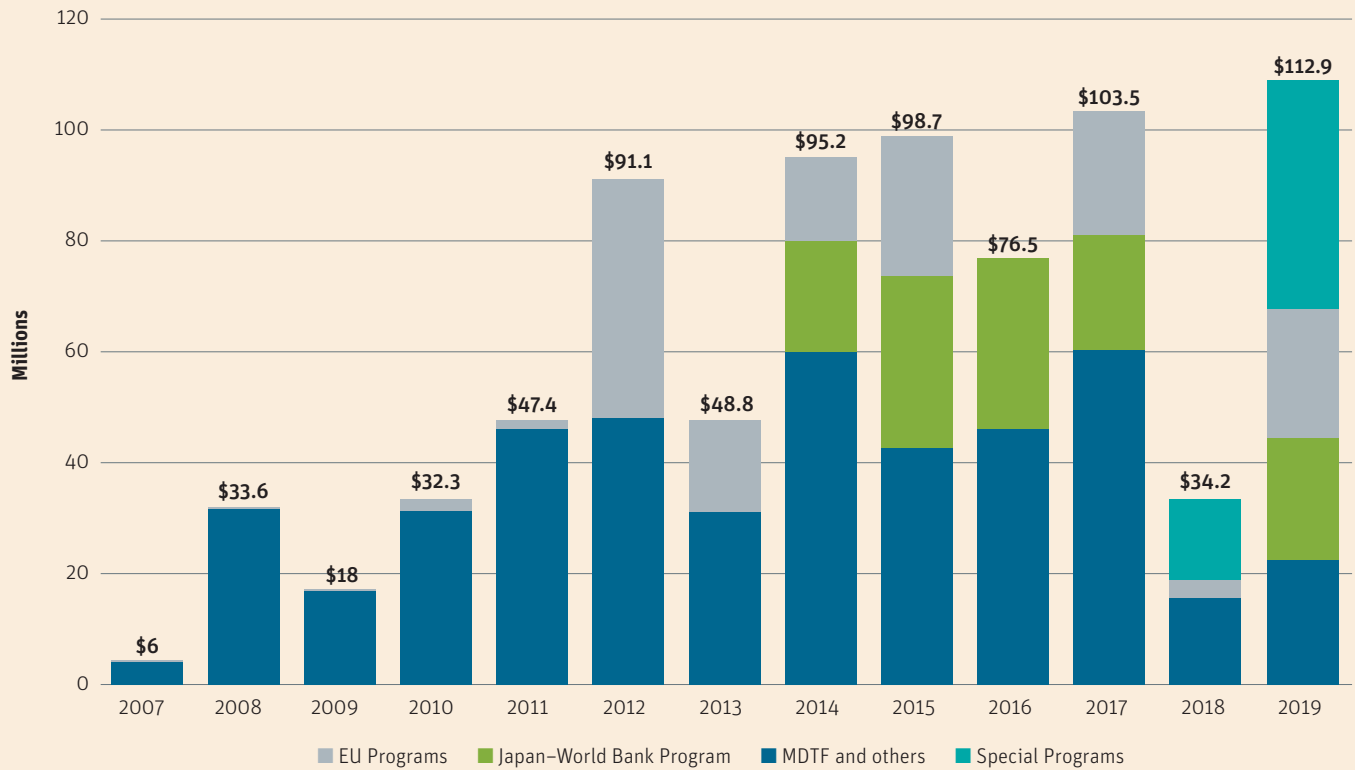
million³ in support of GFDRR’s broad-based disaster resilience program (see figure 4). Core funding into the MDTF during the fiscal year amounted to \$23.4 million, or 21 percent of overall contributions. During the same period, \$50.4 million was received for other core programs,

³ Before trust fund administration fees of \$0.67 million.

representing 45 percent of contributions in FY19. This includes \$22.8 million in contributions for two new Single-Donor Trust Funds (SDTF), the EU-Caribbean SDTF and EU-Caribbean OCTs SDTF. \$39.1 million, or 35 percent of FY19 contributions, supported Special Programs. This includes \$34.1 million in contributions for GRiF and \$3 million in contributions

for a new Canada-Caribbean SDTF. Overall contributions were approximately 53 percent higher than average annual contributions received by GFDRR over the prior three years (\$71.5 million). Increased funding amounts primarily went to single donor trust funds and special programs. In FY19, overall GFDRR trust fund disbursements, amounted

Figure 4. Contributions to GFDRR, FY07–19 (\$ M)



Uses of Funding

to approximately \$90 million. 90 percent (\$80.3 million) of disbursements were project related (see figure 5). FY19 project disbursements represented a 5 percent increase compared to FY18. GFDRR achieved an annual disbursement rate of 60 percent, its highest in the last six years. This was driven by continued progress in implementation across most activities in the portfolio, coupled with proactive actions taken by the Secretariat to address slower

disbursing activities.⁴

GFDRR’s program management and administration expenditures, which include staff, consultancy fees, travel, rent, communications, information technology, equipment, and other non-overhead costs, were \$6.9 million (see figure 6). The share of program management and administration expenditures when compared to total expenditures

increased slightly to 8 percent from 7 percent in FY18, when Program Management Administration (PMA) stood at \$6 million. This increase is due to a deliberate acceleration in shifting the cost of some activities (including workshops, partnership events, knowledge exchange, and travel) to PMA from project resources in anticipation of the forthcoming closure of three large trust funds in FY20–21.⁵

⁴ This included regular monitoring of existing commitments to ensure timely disbursements; reallocation of grant resources to faster disbursing activities; and restructuring of grants, for example.

⁵ In FY20 and FY21, GFDRR’s three largest main funds—the MDTF (TF072236, parallel fund TF072584), the ACP–EU NDRR SDTF, and the first phase of the Japan–World Bank Program SDTF (TF072129)—will come to completion.

Figure 5. Project Disbursements, FY14–FY19

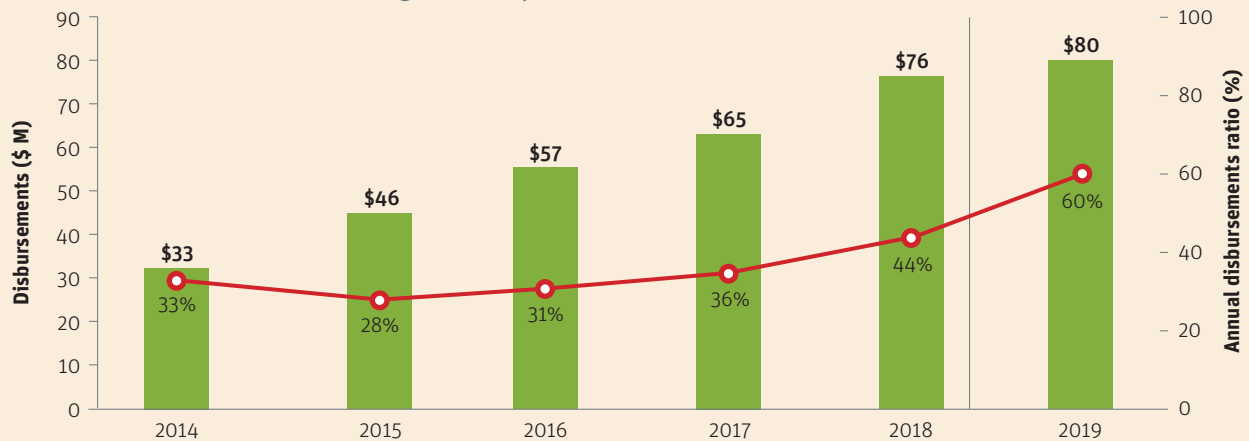
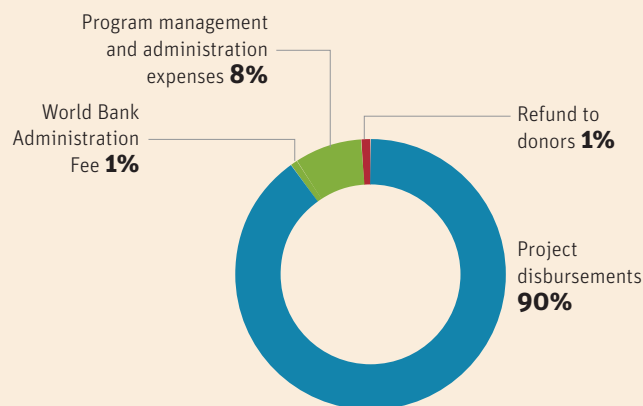


Figure 6. Distribution of Disbursements, FY19



New Grant Commitments in FY19

Throughout FY19, the Secretariat committed a total of \$95.3 million to grant activities. This included \$83.6 million to 172 new grants⁶ and \$11.7 million provided as additional funds to scale up 41 ongoing activities.

During the fiscal year 2019, Africa received the largest share of new support (28 percent new commitments in dollar terms; 22 percent of new grants), which is consistent with FY18 (see figure 7). This was followed by the East Asia and Pacific region (14 percent of new commitments in dollar terms; 16 percent of new grants); Europe and Central Asia (11 percent of new commitments in dollar terms; 12 percent of new grants); Latin America and the Caribbean (10 percent of new commitments in dollar terms; 12 percent of new grants); and the South Asia region (9 percent of new commitments in dollar terms;

9 percent of new grants). The Middle East and North Africa received the smallest share of new support (3 percent of new commitments in dollar terms; 4 percent of new grants). Global activities represented 25 of new commitments in dollar terms and 26 percent of new grants.

From a funding perspective, the MDTF and related funds accounted for \$39 million (47 percent) of funding for new grant commitments (see figure 8). The Japan–World Bank Program accounted for \$14.8 million (18 percent) of funding. The ACP–EU NDRR Program accounted for \$13.3 million (16 percent) and other EU-funded programs accounted for \$2.1 million in new funding (3 percent). Special programs provided \$14.4 million in funding for new grant commitments during FY19 (17 percent).

The average activity size for grant activities approved in FY19 was approximately \$543,000 for both country-based activities and global engagements.⁷ Since FY16, the annual average grant size has been between \$420,000 and \$590,000.

Of the \$83.6 million newly committed during FY19, about 93 percent (\$77.7 million; 90 percent of new grants) related broadly to mainstreaming ex-ante DRM and climate change adaptation activities, while about 7 percent (\$5.9 million; 10 percent of new grants) went toward activities linked to post-disaster and resilient recovery interventions (see figure 9). This is on par with previous fiscal years and represents continued emphasis on helping countries strengthen resilience to shocks before disaster strikes.

⁶ This includes 22 Just-In-Time grants.

⁷ This does not include in Just-in-Time grants, which had an average size of \$95,000. Core program grants had an average size of \$488,000. Special program grants had an average size of \$1,247,000.

Figure 7. Distribution of Financing for New Commitments by Region (\$ M)

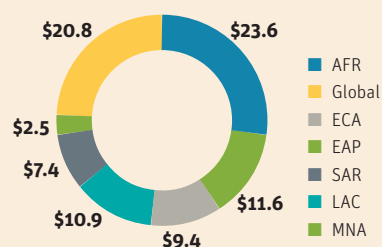


Figure 8. Distribution of Financing for New Commitments by Region (\$ M)

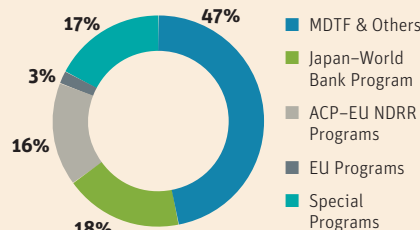
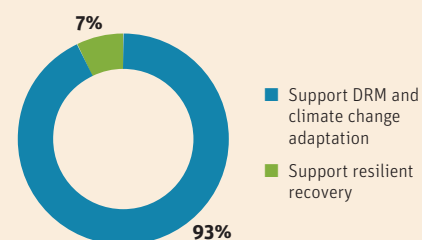


Figure 9. New Commitments Approved in FY19



Portfolio Profile and Beneficiaries

During FY19, GFDRR-funded active grants targeted natural hazards that pose the greatest risks to vulnerable countries. The main natural hazards addressed through core program grant activities were river flooding (58 percent), earthquake (56 percent), urban flooding (61 percent), and landslide (46 percent) (see figure 10). Most grant activities address more than one natural hazard, so the numbers shown do not sum to 100 percent.

GFDRR-supported activities had a range of beneficiary types in FY19 (see figure 11). Nearly all core program active grants (98 percent) benefited government partners through support to, and engagement with, ministries of finance, ministries of public works, national disaster management agencies, and other partners within partner countries. Communities were beneficiaries in over half of the activities (53 percent) and CSOs benefited from about

16 percent of activities. The private sector was also engaged in nearly 25 percent of activities in FY19.

Additionally, over 70 percent of grants active in FY19 supported activities at the national level, and over 25 percent of activities strengthened resilience at the regional level (34 percent of funding) (see figure 12). Twenty-seven percent of funding went toward activities with some engagement at the

Figure 10. FY19 Portfolio—Natural Hazards Addressed

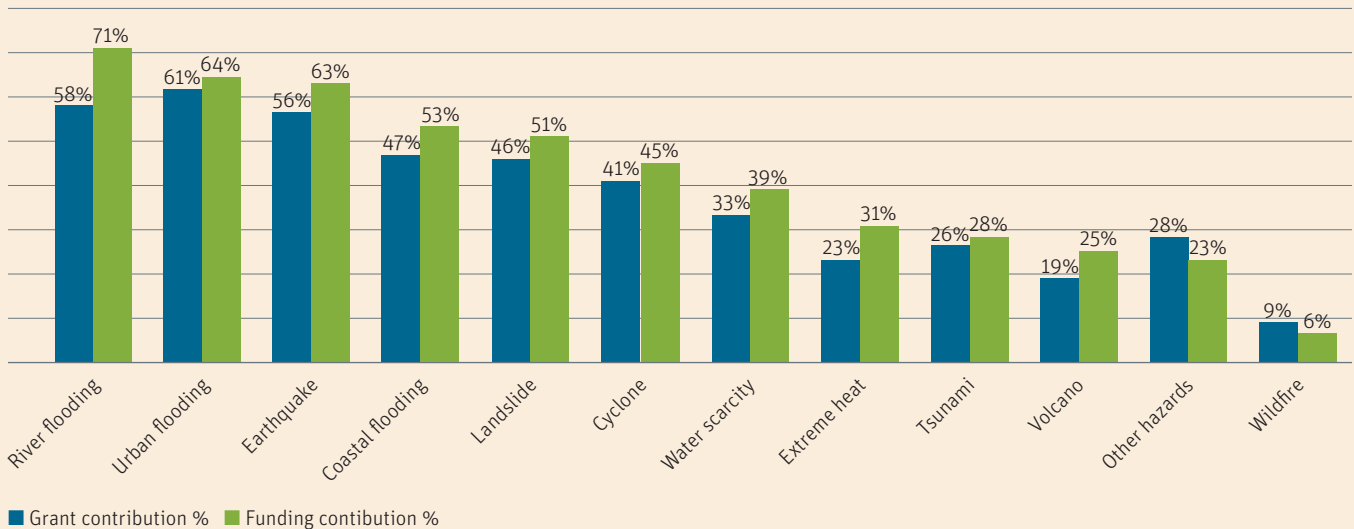


Figure 11. Beneficiaries of FY19 Grant Activities (by portfolio \$)

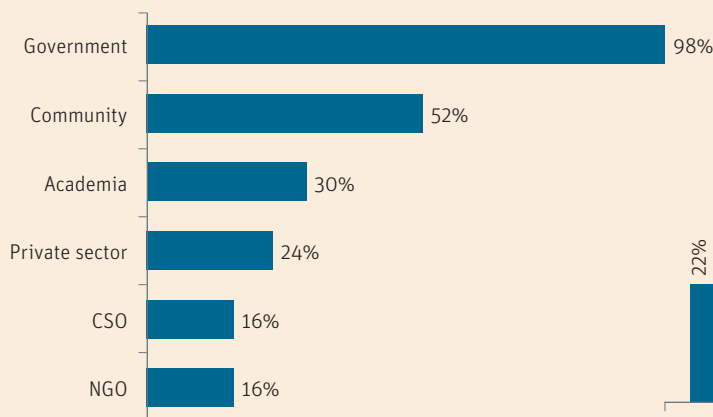
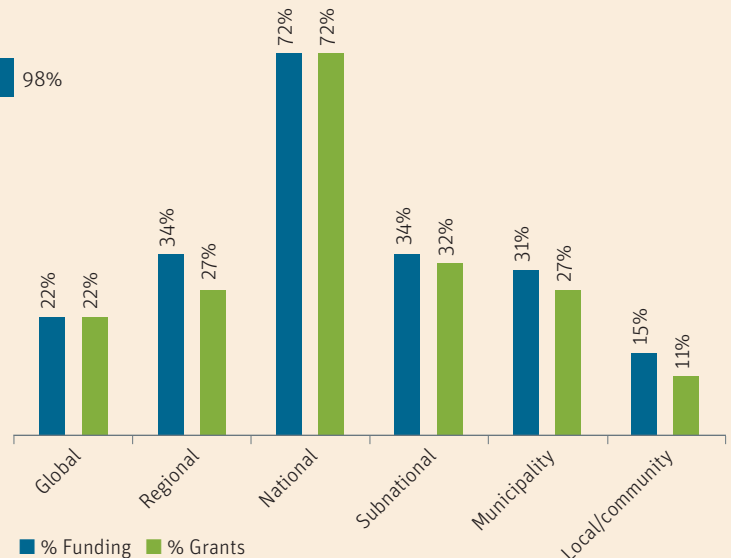


Figure 12. FY19 Portfolio Coverage Level



municipal level, a 15 percent increase over FY18.

Ten countries accounted for \$54.5 million of in-country grant support (20 percent of overall commitments) (see figure 13). Many of these grant activities support integrated risk information and preparedness efforts, with an increased focus on financial protection and urban resilience. Examples include a newly funded activity to strengthen financial protection in Mozambique; support to build urban resilience and strengthen critical infrastructure in Turkey; and ongoing engagements to strengthen hydrometeorological and early warning services in Bhutan, the DRC, and Serbia. As in FY18, many other activities helping countries within the top 10 group went toward supporting recovery and reconstruction efforts emerging from

recent disaster events. For example, funding supported the government of Mozambique's response and recovery following Cyclone Idai; the government of India in recovery planning in Kerala and Odisha following flooding events; and the government of Indonesia following the Sulawesi earthquake.

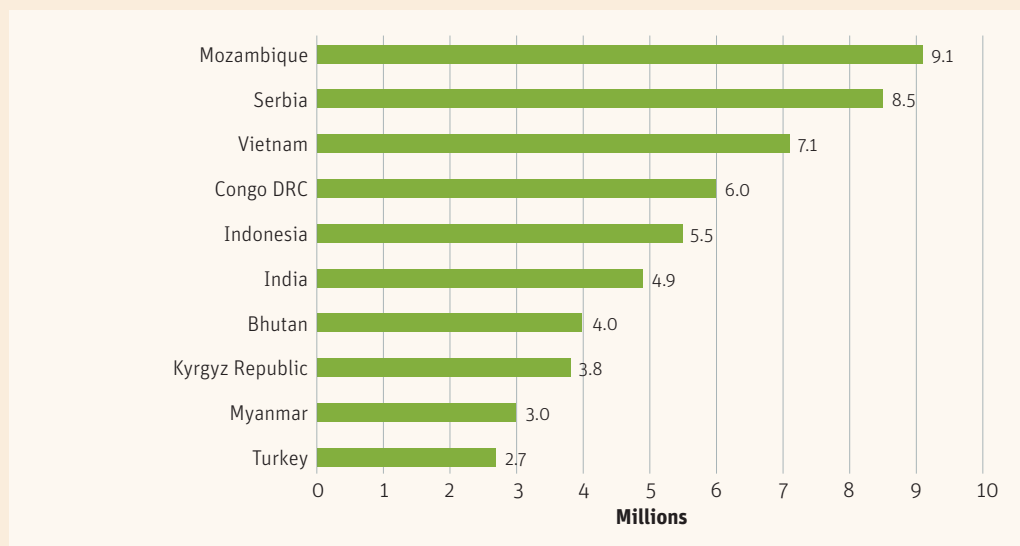
During FY19, top recipients of new in-country commitments were Mozambique (\$9.1 million for seven grants), Indonesia (\$3.2 million for three grants), Vietnam (\$2.4 for four grants), Turkey (\$2.2 million for five grants), India (\$1.7 million for four grants), and Somalia (\$1.4 million for two grants). Examples of newly funded activities include those increasing the resilience of Vietnam's urban and coastal areas; enhancing the capacity and awareness of stakeholders to incorporate disaster

risks in infrastructure and service improvements in vulnerable communities in Tajikistan; and strengthening synergies between DRM and social protection in Mozambique.

In-kind Support via Staff Exchanges and Secondments

GFDRR's program benefits from in-kind resources that several donors have made available in the form of secondments and staff exchanges. In FY19, GFDRR hosted four staff members from the governments of Germany, Japan, Sweden, and Switzerland. This exchange of staff helped strengthen GFDRR's technical expertise, particularly its thematic initiatives, and provided partners with opportunities to establish more direct connections with the Secretariat's work.

Figure 13. FY19 Active Commitments: Top In-Country Support
Total = \$54.5 M



Portfolio Results

This is the second fiscal year of reporting results on the GFDRR partnership, as anchored in implementing the Facility's FY18–21 Strategy. This section outlines progress and achievements of the partnership, as measured against GFDRR's results framework and targets. It also highlights where there is high demand for GFDRR support to help countries build greater resilience to natural hazards and climate change, and notes where improvements are needed. The goal of this results section is to inform the partnership about progress during FY19 and facilitate decision making. It is not to assess longer term impact, which is a role performed by commissioned evaluations.

This section presents results based on monitoring data from GFDRR core programs. It does not include special programs or just-in-time grants, which use a separate M&E system. It includes:

- Evidence of contributions to support developing countries in implementing the Sendai Framework for Disaster Risk Reduction 2015–2030;
- Intermediate outcome results mapped to each GFDRR strategic objective;
- Evidence of portfolio progress for each Area of Engagement, as measured against FY21 targets; and
- An update on GFDRR's evaluation program.

GFDRR's Logical Framework and Results Framework

Developed in FY18 to guide its strategy, GFDRR's Logical Framework establishes four objectives for the Facility. These are:

- **Strategic Objective 1:** Evidence and knowledge on effective disaster and climate resilience approaches are shared for improved policy and practice.
- **Strategic Objective 2:** Risk-informed development is adopted at national, subnational, and community levels, using integrated and participatory approaches.
- **Strategic Objective 3:** Governments in vulnerable countries have access to additional investments for scaling up disaster and climate resilience building.
- **Strategic Objective 4:** Disaster preparedness and resilient recovery capacity is increased at national, subnational, and community levels.

The Logical Framework outlines the causal pathway through which the Facility expects to make progress toward these objectives and its vision (see figure 14). Through its vision and objectives, the Logical Framework is aligned to the Sendai Framework for Disaster Risk Reduction 2015–2030.

GFDRR's results framework includes a results chain of inputs, outputs, and outcomes with indicators for monitoring output- and outcome-level grant performance. With the use of its internal grant monitoring

platform, GFDRR tracks the progress of its core program-funded grant portfolio.

Monitoring Grant Progress

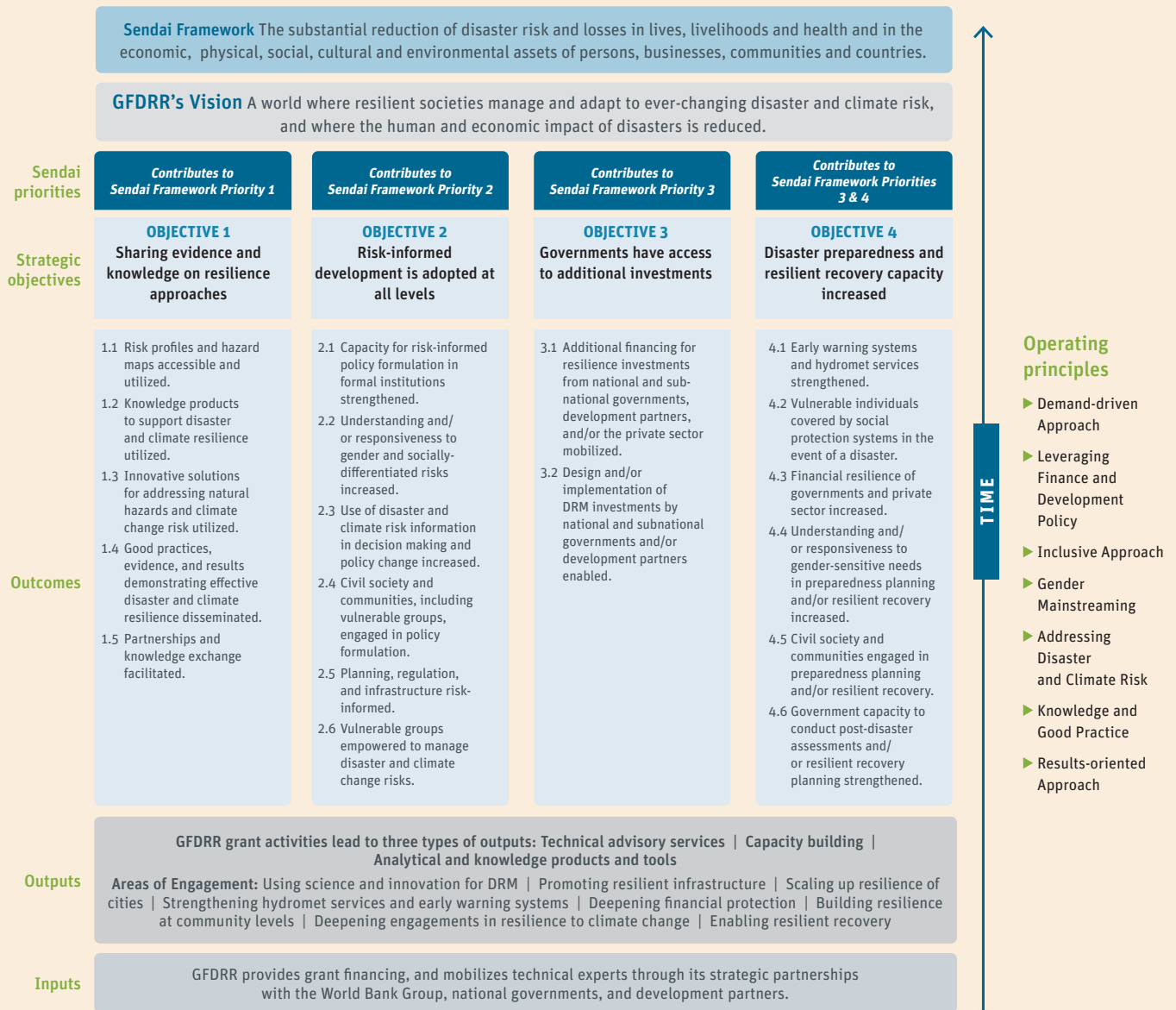
The data presented in this section is derived primarily from monitoring reports for core program-funded grants active in FY19. During the fiscal year, GFDRR had two reporting periods covering July to December 2018 and January to June 2019. Grant recipients submitted progress updates against GFDRR's results framework and key data points through the Facility's grant monitoring platform at each reporting period.

This platform is an internal tool for monitoring grant progress and collecting lessons learned from grant implementation. It includes real-time financial data linked directly to World Bank systems, and output and outcome data that are self-reported by GFDRR grant recipients. Grant recipients routinely attach project documentation to verify grant performance claims. The data collected through the platform are reviewed for quality and analyzed by a team within the Secretariat.

Contributions to Implementing the Sendai Framework for Disaster Risk Reduction, 2015–2030

The Secretariat monitors how the GFDRR partnership indirectly contributes to helping developing countries implement the Sendai Framework for Disaster Risk Reduction. This includes tracking indirect contributions to both the Sendai Framework's seven global

Figure 14. GFDRR Logical Framework



targets⁸ and four Priorities for Action (see tables 1 and 2). The targets assess global progress toward the Framework's expected long-term outcomes, whereas the priorities

outline areas requiring focused action by countries within and across sectors at local, national, regional, and global levels.

Data analyses confirm that all GFDRR-funded grants contribute to at least one Sendai Framework target and Priority for Action (see tables 1 and 2), demonstrating that the full portfolio is aligned with helping countries achieve this global agreement by 2030. Additionally,

3 percent of the portfolio contributed to all seven targets, including grant activities building inclusive flood management in Sri Lanka, increasing the safety and resilience of critical infrastructure in Colombia, and enabling risk reduction investments in the Philippines. Thirteen percent contributed to all Priorities for Action, including grant activities strengthening emergency response management and resilience in the Seychelles, improving the resilience

⁸ In FY18, indicators were announced for the global community to track progress toward achieving the Sendai Framework's seven targets. Due to the role of the Facility within the Sendai Framework and the target's long timeframe, GFDRR does not use these indicators to monitor the progress of its portfolio overall. See 48(d) in the Sendai Framework <https://www.preventionweb.net/publications/view/43291>.

and affordability of roads and bridges in Latin America, and helping develop strategies and options for scaling DRM in ECA countries.

In addition, analyses indicate growth in indirect contributions to most Sendai Framework targets. This was led by indirect grant contributions to Target B, which grew 13 percent, from 46 percent in FY18 to 52 percent in FY19, and Target D, which grew 9 percent, from 45 percent in FY18 to 49 percent in FY19. This increase

was also seen in funding support, including a 14 percent growth in indirect contributions to Target B, from 51 percent in FY18 to 58 percent in FY19.

Analysis shows there was a 2 percent average increase from FY18 levels in funding support contributing to all Sendai Framework Priorities for Action. It also shows a rise in the number of countries covered within each priority area, for an average of 134 countries in FY19

from 125 countries in FY18.⁹ This includes GFDRR support to strengthen resilience to disaster and climate risk for conflict and fragile states with inherently complex operating environments, including Afghanistan, Somalia, Sudan, and Yemen.

⁹ Unless otherwise indicated, numbers of countries presented in this results section include countries that receive benefits from GFDRR grants, either through activities directly implemented in-country or covered through global or regional activities.

Table 1. GFDRR Contributions to Sendai Framework Global Targets

Sendai Framework Global Targets	GFDRR Portfolio
Target A: Substantially reduce global disaster mortality by 2030, aiming to lower average per 100,000 global mortality between 2020–2030 compared with 2005–2015.	<ul style="list-style-type: none"> • 30 percent of grants indirectly contribute • Supported through 37 percent of funding • Grants covering 122 countries
Target B: Substantially reduce the number of affected people globally by 2030, aiming to lower the average global figure per 100,000 between 2020–2030 compared with 2005–2015.	<ul style="list-style-type: none"> • 52 percent of grants indirectly contribute • Supported through 58 percent funding • Grants covering 129 countries
Target C: Reduce direct disaster economic loss in relation to global GDP by 2030.	<ul style="list-style-type: none"> • 42 percent of grants indirectly contribute • Supported through 45 percent funding • Grants covering 119 countries
Target D: Substantially reduce disaster damage to critical infrastructure and disruption of basic services, among them health and educational facilities, including through developing their resilience by 2030.	<ul style="list-style-type: none"> • 49 percent of grants indirectly contribute • Supported through 46 percent funding • Grants covering 117 countries
Target E: Substantially increase the number of countries with national and local disaster risk reduction strategies by 2020.	<ul style="list-style-type: none"> • 28 percent of grants indirectly contribute • Supported through 34 percent funding • Grants covering 125 countries
Target F: Substantially enhance international cooperation to developing countries through adequate and sustainable support to complement their national actions for implementation of this framework by 2030.	<ul style="list-style-type: none"> • 17 percent of grants indirectly contribute • Supported through 16 percent funding • Grants covering 109 countries
Target G: Substantially increase the availability of and access to multi-hazard early warning systems and disaster risk information and assessments to the people by 2030.	<ul style="list-style-type: none"> • 35 percent of grants indirectly contribute • Supported through 45 percent funding • Grants covering 122 countries

Table 2. GFDRR Alignment with Sendai Framework Priorities for Action

Sendai Framework Priorities for Action	GFDRR Contributions
Priority 1: Understanding disaster risk	<ul style="list-style-type: none"> Aligns with GFDRR Strategic Objectives 1 and 2 62 percent of GFDRR grants contribute through 71 percent of funding Grants covering 134 countries
Priority 2: Strengthening disaster risk governance to manage disaster risk	<ul style="list-style-type: none"> Aligns with GFDRR Strategic Objective 2 54 percent of GFDRR grants contribute through 66 percent of funding Grants covering 135 countries
Priority 3: Investing in disaster risk reduction for resilience	<ul style="list-style-type: none"> Aligns with GFDRR Strategic Objectives 3 and 4 59 percent of GFDRR grants contribute through 65 percent of funding Grants covering 131 countries
Priority 4: Enhancing disaster preparedness for effective response, and to “Build Back Better” in recovery, rehabilitation, and reconstruction	<ul style="list-style-type: none"> Aligns with GFDRR Strategic Objective 4 42 percent of GFDRR grants contribute through 43 percent of funding Grants covering 138 countries

Outcome-Level Results

Table 3 outlines GFDRR’s intermediate outcome-level results of grant activities funded through core programs, as mapped against the Logical Framework’s four strategic objectives. Most grants report progress toward multiple strategic objectives.

Toward Strategic Objective 1, 47 percent of grants helped make risk or hazard information accessible and utilized. The results data show continued high demand from developing countries for grant support for DRM activities around identification and communication of risk information.

The data also confirm a high demand for assistance to use new technologies, with 41 percent of grants reporting support of this kind. Many of these grants are utilizing technology and nature-based solutions in innovative ways to tackle risk. For example, a grant supporting the integration of climate and disaster risk considerations into spatial planning

in Cameroon is utilizing drones and crowdsourcing data to obtain information for developing hazard maps. An analysis of the data also demonstrates a continued high demand for knowledge exchange activities, with 44 percent of grants reporting support of this kind.

Toward **Strategic Objective 2,** over 50 percent of grants supported country-level risk-informed policy formulation. As noted in Table 3, activities have contributed to helping 128 countries improve government institutional capacity in disaster and climate risk-informed policy design and analysis. Additionally, grant activities have contributed to helping 130 countries improve risk governance. For example, a GFDRR-funded grant helping scale up and improve the safety of school infrastructure in Eastern Europe has implemented a risk-based prioritization framework for investment plans to maximize child safety in the event of an earthquake. In Brazil’s Porto Alegre municipality, a GFDRR grant has supported the creation of a joint community and city government

action group leading to improved risk governance.

For progress toward **Strategic Objective 3,** please see the section on “Leveraging Development Financing” (pg. 32).

Toward **Strategic Objective 4,** data analyses showed that 17 percent of in-country and global grant activities contributed to strengthening early warning systems and hydromet services, covering 102 countries. This is an increase over FY18, where grant activities helped 88 countries in this area. Additionally, results indicate grants have continued helping developing countries increase financial resilience through supporting risk insurance programs, sovereign disaster risk financing, and establishing emergency contingency financing mechanisms. During the FY19, 12 percent of grant activities contributed to increased financial protection of governments in case of natural disasters.

An analysis of FY19 results shines a light on underrepresented areas where there is opportunity for

the Facility to scale up further. Specifically:

- Five percent of grant activities supported resilient recovery training and capacity building.
- Five percent of grant support has contributed to disaster

risk-informed social protection systems. This is a relatively new area of grant support for GFDRR, but one that is widely acknowledged as critically important to resilience building.

- Seven percent of grant activities supported policy and/or

planning documents that included the needs of individuals based on gender, disability, and socioeconomic status.

- 18 percent of grants supported increased citizen engagement in disaster and climate resilience-related policy reform.

Table 3. FY19 Outcome-Level Results

Strategic Objective 1: Evidence and knowledge on effective disaster and climate resilience approaches are shared for improved policy and practice.

Intermediate Outcomes	FY19 Results
1.1 Risk profiles and hazard maps accessible and utilized.	<ul style="list-style-type: none"> • 139 countries supported to have accessible, understandable, and usable disaster risk information and assessments • 47 percent of grants contributed to making risk or hazard information accessible and utilized • 26 percent of grants supported the creation or utilization of risk profiles or hazard maps
1.2 Knowledge products to support disaster and climate resilience utilized.	<ul style="list-style-type: none"> • 33 percent of grant activities supported the utilization of knowledge products for disaster and climate resilience
1.3 Innovative solutions for addressing natural hazards and climate change risk utilized.	<ul style="list-style-type: none"> • 41 percent of grant activities supported utilizing innovative solutions for addressing natural hazard and/or climate change risk
1.4 Good practices, evidence, and results demonstrating effective disaster and climate resilience disseminated.	<ul style="list-style-type: none"> • 44 GFDRR commissioned publications were made available and accessible on the Facility's website
1.5 Knowledge exchange activities facilitated.	<ul style="list-style-type: none"> • 44 percent of grants supported facilitating international, regional, and/or bilateral knowledge exchange activities • Approximately 1,100 international, regional, and/or bilateral knowledge exchange activities facilitated

Table 3. FY19 Outcome-Level Results (cont)

Strategic Objective 2: Risk-informed development is adopted at national, subnational, and community levels, using integrated and participatory approaches.

Intermediate Outcomes	FY19 Results
2.1 Capacity for risk-informed policy formulation in formal institutions strengthened.	<ul style="list-style-type: none"> • 130 countries supported for improved disaster risk governance • 128 countries supported for improved government institutional capacity in disaster and climate risk-informed policy design and analysis
2.2 Understanding and/or responsiveness to gender and socially differentiated risks increased.	<ul style="list-style-type: none"> • 7 percent of grant activities supported policy and/or planning documents that include the needs of individuals based on gender, disability, and socioeconomic status
2.3 Use of disaster and climate risk information in decision making and policy change increased.	<ul style="list-style-type: none"> • 51 percent of grant activities contributed to risk-informed policy formulation or decision making
2.4 Civil society and communities, including vulnerable groups, engaged in policy formulation.	<ul style="list-style-type: none"> • 18 percent of grant activities supported increased citizen engagement in disaster and climate resilience-related policy reform
2.5 Planning, regulation, and infrastructure risk-informed.	<ul style="list-style-type: none"> • 44 percent of grants supported risk-informed planning, regulation, and/or infrastructure <ul style="list-style-type: none"> – 38 grant activities helped strengthened building codes at the national or local government level – 55 grant activities helped strengthen land use planning systems at national or local government level – 124 grant activities helped incorporate DRM measures into infrastructure at national or local government level
2.6 Vulnerable groups empowered to manage disaster and climate change risks.	<ul style="list-style-type: none"> • 48 grant activities helped empower vulnerable groups to manage disaster and climate change risks

Strategic Objective 3: Governments in vulnerable countries have access to additional investments for scaling up disaster and climate resilience building.

Intermediate Outcomes	FY19 Results
3.1 Additional financing for resilience investments from national and subnational governments, and/or development partners mobilized.	<ul style="list-style-type: none"> • \$7.6 billion leveraged through \$26.1 million in GFDRR funding (35 grants)¹⁰

¹⁰ This figure captures additional development financing approved in FY19 leveraged by new or ongoing grants. Please see the “Leveraging Development Financing” section (pg. 32) for a description of the methodology used and a list of projects leveraged by GFDRR grants in FY19.

Table 3. FY19 Outcome-Level Results (cont)

Strategic Objective 4: Disaster preparedness and resilient recovery capacity is increased at national, subnational, and community levels.

Intermediate Outcomes	FY19 Results
4.1 Early warning systems and hydromet services strengthened.	<ul style="list-style-type: none"> • 17 percent of grant activities contributed to increased access to high-quality early warning systems (EWS) and hydromet services • 102 countries supported to strengthen EWS and hydromet services
4.2 Vulnerable individuals covered by social protection systems in the event of disaster.	<ul style="list-style-type: none"> • 5 percent of grant activities contributed to disaster risk-informed social protection systems
4.3 Financial resilience of governments and private sector increased.	<ul style="list-style-type: none"> • 12 percent of grant activities contributed to increased financial protection of governments in case of natural disasters
4.4 Understanding and/or responsiveness to gender-sensitive needs in preparedness planning and/or resilient recovery increased.	<ul style="list-style-type: none"> • 1,202 people trained through participation in gender-sensitive post-disaster assessment, and/or recovery planning methodologies
4.5 Civil society and communities engaged in preparedness planning and/or resilient recovery.	<ul style="list-style-type: none"> • 16 percent of grant activities engaged on preparedness planning and/or resilient recovery included civil society or community groups
4.6 Capacity to conduct post-disaster assessments and/or resilient recovery planning strengthened.	<ul style="list-style-type: none"> • 5 percent of grant activities supported resilient recovery training and capacity building

Areas of Engagement Progress

GFDRR has measured the progress of its FY19 portfolio against the targets set in the FY18–21 Strategy for the eight Areas of Engagement. As shown in table 4, nearly all targets have been met or exceeded. This finding indicates the following:

- Some FY21 targets now look to be conservative.
- In some areas, there has been greater demand than anticipated when targets were established in FY17, for example, in the areas of risk information, urban resilience, financial protection, and climate resilient investments.
- Certain programs, such as safer schools engagements, achieved greater scale than originally anticipated due to strategic use of resources and efficiency gains.
- The fast pace of progress against these targets suggests they need to be revisited. That will be done as part of the ongoing work developing the next GFDRR strategy, a process which is being accelerated per agreement by Consultative Group (CG) members in May 2019.

Table 4. Progress toward FY21 Targets

Areas of Engagement	Results Indicator	FY18 Results	FY19 Results	Target (FY21)
Promoting open access to risk information	Hazard, exposure, and risk datasets and/or geospatial layers developed (#)	2,100	1,171	500
	People trained to use risk tools for decision making (#)	5,375	8,088	2,000
Promoting resilient infrastructure	Countries with safer school engagements (#)	44	45	30
	Classrooms made safer from disasters (#)	28,750	766,830	200,000
	Expected student beneficiaries (#)	4.8 million	18 million	7 million
Scaling up the resilience of cities	Cities working on resilient development investments (#)	45+	60	30
Deepening financial protection	Government officials trained in financial protection and direct and indirect insurance programs (#)	966	1,251	500
Building resilience at community levels	People that have access to coverage of adaptive social protection (#)	3.1 million	5 million	15 million
Strengthening hydromet services and early warning systems	Expected final beneficiaries (#)	51 million	75 million	100 million
Enabling resilient recovery	Government officials trained on PDNA and/or recovery planning and coordination (#)	615	691	1,000
Deepening engagements in resilience to climate change	Total climate resilience investments enabled by development partners (\$)	\$1.7 billion	\$2.8 billion ¹¹	\$3 billion
	Countries with climate resilience investments enabled (#)	51	31	25

Evaluation

In FY19, GFDRR increased its focus on understanding the impact of the partnership through evaluation. In consultation with the Technical Advisory Group (TAG) on Monitoring and Evaluation (M&E), the Secretariat developed an evaluation policy for GFDRR. This policy articulates how and why evaluation is used within GFDRR, with a focus on learning. It will support increased communication and dissemination of evaluation findings to stakeholders to maximize the use of and improve the overall quality of GFDRR's programming. The evaluation policy was endorsed by the CG in May 2019 and will be implemented beginning FY20.

During FY19, an independent evaluation was completed on the first phase of the Small Island States Resilience Initiative (SISRI). It found the initiative moderately satisfactory at meeting its planned objectives during the first three years of operation (2015–2018). While evaluation findings showed the initiative did not meet its target to scale up climate finance for small island developing states (SIDS) nor significantly improve donor fragmentation, it was found to support evidence-based analytical work. This resulted in innovative methodologies to plan for long-term resilient development, mobilize financial resources from the Green Climate Fund, and establish a robust community of practitioners

from small island states to share innovative and transformative climate resilience practices. Findings are being used to inform future activities focused on SIDS.

A review of GFDRR-funded risk assessment projects over 2014–19 was conducted to understand emerging challenges and trends, and to formulate best practice guidelines for future activities. The review provides practical recommendations and best practice for conducting risk assessments for the World Bank and global community. Some of the findings include the importance of agreement by all stakeholders on the purpose and scope of the risk assessments; full transparency into model results—including on

¹¹ FY19 results based on analysis of World Bank climate co-benefits data.

the uncertainties, limitations, and assumptions; an open data policy for organizations conducting risk assessments; the development of interoperable data and data portals targeted at non-experts; and the need to develop open source risk models and build the capacity of countries to develop and maintain their own risk models.

Additionally, an evaluation pipeline for FY19–21 was developed.

Ongoing and forthcoming evaluations include:

- A review of the FY18–21 strategy that will inform development of a new strategy.
- An evaluation of the GFDRR MDTF, which will come to completion in December 2020. Findings of the evaluation will inform implementation of the new MDTF.

- A mid-term review of the Disaster Risk Finance Analytics Program SDTF.
- An inaugural review of closed GFDRR grants that will look at grants funded through GFDRR's Social Resilience Program.
- A retrospective review of DRM projects in the Pacific with community resilience measures incorporated into their design.

Mainstreaming Gender and Citizen Engagement

Portfolio Performance Mainstreaming of Gender and Citizen Engagement

GFDRR monitors the progress and results on mainstreaming gender equality, women's empowerment, and citizen engagement through its grants to ensure that the GFDRR Gender Action Plan 2016–2021 (GAP) and GFDRR Citizen Engagement Action Plan 2019–2023 (CEAP) are implemented.

Mainstreaming Gender Equality and Women's Empowerment within the GFDRR Portfolio

The GAP accompanies the World Bank Group's Gender Strategy FY16–23 with the objective to move the World Bank's development work beyond gender mainstreaming to outcomes and results. In FY19, 59 percent of new grants were gender-informed. Of these, 59 percent of new grants had undertaken gender analysis or considered existing gender analysis to inform the grant's design and/or implementation. Thirty-six percent of new grants included specific actions to reduce gender gaps. Finally, 13 percent of the approved grants included indicators to measure the progress in outcomes between women and men.

The FY19 portfolio shows a slower rate of improvement in gender mainstreaming among newly approved grants compared to FY17 and FY18 (see table 5). Progress made in FY17 and FY18 helped raise awareness on the need for a more inclusive gender approach to DRM. However, the Secretariat found the lack of meaningful data, analytics, and understanding of what engendered DRM entails constrained the Facility's ability to measure the depth of gender work within the portfolio and advance the agenda at the pace expected.

As a corrective measure, in FY19 GFDRR funded analytical products in the Caribbean, Pacific, and Europe and Central Asia that will provide a better understanding of gender dynamics and social norms affecting DRM interventions in specific countries and regions, allow for the collection of sex disaggregated data, and identify entry points to empower women and increase their representation in decision-making bodies. This evidence will help inform more inclusive and gender-responsive DRM interventions on the ground. Additionally, GFDRR developed a

Gender and DRM online training, which will help practitioners design more gender-responsive operations and better assess the quality of those interventions.

Mainstreaming Citizen Engagement within the GFDRR Portfolio

The CEAP's objective is to promote a more systematic and results-focused approach to the analysis, design, implementation, and monitoring and evaluation of the integration of citizen engagement within GFDRR's activities. The monitoring and results reporting of the CEAP is aligned with the updated Logical Framework and Results Framework to ensure GFDRR-wide monitoring and reporting of progress on citizen engagement. In FY19, 65 percent of new grants included citizen engagement in their design, an increase of 8 percent compared to FY18 (see table 6). Of those, 41 percent included consultations with citizens/communities, 27 percent included citizens/communities in planning and decision making, and 17 percent of the grants supported citizen/community control over planning decisions and investment resources.

Table 5. Gender Engagement

Gender	Gender Results Indicators	FY17	FY18	FY19
	Percentage of approved gender-informed grants (%)	70	72	59
	Percentage of approved grants that include gender actions (%)	42	39	56

Table 6. Citizen Engagement

Results indicators	FY18	FY19
Percentage of grants that include citizen engagement in their design (%)	57	65
Percentage of grants that include consultations with citizens (%)	37	41
Percentage of grants that engaged citizens in planning and decision making (%)	25	27
Percentage of grants that support citizen control over planning decisions and investment resources (%)	15	17

Leveraging Development Financing

GFDRR strategically focuses its grant financing in areas where there is a high likelihood to leverage other resources for scaling up disaster and climate resilience operations. In FY19, GFDRR's funding and/or technical assistance leveraged over **\$7.6 billion** in additional financing (see table 7). This is a 25 percent increase over FY18. Of this, nearly \$5.3 billion (69 percent) was leveraged through GFDRR's partnership with the World Bank. About \$2.3 billion (31 percent) was leveraged from national governments (e.g., governments of Kenya and India), bilateral donors and other development banks (e.g., KfW), and other partners (e.g., private sector).

Since FY17, GFDRR has asked grant recipients to self-report on the way grant activities have leveraged additional funding by the World Bank, national governments, and/or other development partners. GFDRR categorizes the way in which its activities have leveraged in three ways: (i) informing; (ii) enabling; or (iii) co-finance investments. These categories are defined below.

(i) **Informing** the mobilization of resources from national governments or development partners. For example, a GFDRR grant funds the development of a knowledge product, risk assessment, post-disaster assessment, or recovery plan that provides analytical work or evidence which helps to influence the design of a larger investment. This occurs when a GFDRR-funded activity or product lays the groundwork for conceiving a larger investment. It occurs at early stages of project preparation, while the larger investment is being designed, developed, and discussed with government counterparts.

In FY19, GFDRR activities **informed nearly \$4.5 billion** in leveraging (59 percent of total leveraging). Of this, a significant amount of financing was related to a social and economic inclusion project in Kenya and urban development-related projects in China.

(ii) **Enabling** development financing by directly supporting the design and/or implementation of a DRM operation from national governments or development partners. For example, funding staff time to work on designing DRM projects at the World Bank or integrating DRM as a component in a development project. This occurs when a GFDRR grant funds analytical work or technical advisory inputs that complement the preparation or implementation of a project.

In FY19, GFDRR activities helped **enable \$2.7 billion** in DRM financing (39 percent of total leveraging). Of this, most financing occurred through a project in Indonesia reconstructing public facilities and housing following the Sulawesi earthquake; a project in India improving the safety and operational performance of dams; and projects in Sub-Saharan Africa addressing urban development, social safety nets, and livelihoods.

(iii) **Co-financing** DRM operations with other development partners to increase the scale of interventions. For example, GFDRR funds may complement financing from the World Bank, donor countries, and/or UN agencies. This typically occurs at the time the project is being designed and structured.

In FY19, GFDRR engagements were linked to nearly **\$452 million in co-financing** activities (6 percent of total leveraging). This includes co-financing a project in Iraq improving the realization and commercial efficiency of electricity services, and a project in Honduras improving access to markets and climate-smart practices for economic inclusion.

Detailed information on funding leveraged during FY19 can be found in table 7.

Table 7. Development Finance Leveraged through FY19 Portfolio by Region and Leveraging Type

Leveraging Type	Country	Project Name	Funding Source (\$M)			
			\$	WB	\$	Non-WB
Africa						
	Ethiopia	Ethiopia Resilient Landscapes and Livelihoods Project (P163383)	100	IDA	10/6.3	Government of Ethiopia/ Free-Standing Trust Fund For SDN
	Ghana	Greater Accra Resilient and Integrated Development Project (P164330)	200	IDA		
Informing	Kenya	Kenya Social and Economic Inclusion Project (P164654)	250	IDA	1,010.4 /85.8	Government of Kenya/ Free-standing Co-financing Trust Fund
	Mozambique	2nd Additional Financing to Emergency Resilient Recovery Project (P166063)	13	IDA		
	Niger	Niger Adaptive Safety Net Project 2 (P166602)	80	IDA		
	Somalia	Somalia Urban Resilience Project (P163857)			9	Somalia Multi-Partner Fund
	Benin	Benin Stormwater Management and Urban Resilience Project (P167359)	100	IDA	2.3	Government of Benin
	Burkina Faso	Strengthening Climate Resilience in Burkina Faso (P164078)	8.5	IDA	2	Government of Burkina Faso
	Cabo Verde	Cabo Verde Disaster Risk Management Development Policy Financing with CAT DDO (P160628)	5 / 5	IDA/ IBRD		
Enabling	Madagascar	Madagascar Social Safety Net Project Additional Financing (P167881)	90	IDA		
	Malawi	Malawi Disaster Risk Management Development Policy Financing with CAT DDO (P165056)	70	IDA		
	Mozambique	Mozambique Disaster Risk Management and Resilience Program (P166437)	90	IDA	36.3	Government of Mozambique
	Sierra Leone	Integrated and Resilient Urban Mobility Project (P164353)	50	IDA	2	Government of Sierra Leone
	Togo	Togo Infrastructure and Urban Development Project (P161772)	30	IDA		
Subtotal			1,091.5		1170.1	
Region Total			2,261.6			

Leveraging Type	Country	Project Name	Funding Source (\$M)			
			\$	WB	\$	Non-WB
East Asia and Pacific						
Informing	China	Shaanxi Sustainable Towns Development Project (P162623)	100	IBRD	88.6/50	Government of China/Germany: Kreditanstalt Fur Wiederaufbau (KFW)
	China	Gansu Revitalization and Innovation Project (P158215)	180	IBRD	132.6	Government of China
	China	Green Urban Financing and Innovation Project (P158124)	200	IBRD	148/172	Government of China/Germany: KFW
	Solomon Islands	Solomon Islands Roads and Aviation Project (P166622)	51	IDA	3.6	Government of Solomon Islands
Enabling	Indonesia	Central Sulawesi Rehabilitation and Reconstruction Project (P169403)	150	IBRD		
	Marshall Islands	Additional Financing for the Pacific Resilience Project under the Pacific Resilience Program (P166974)	2.5	IDA	0.4	Government of Marshall Islands
	Samoa	Second Resilience Development Policy Operation with CAT DDO (P165928)	13.7	IDA		
	Samoa	Samoa Pacific Resilience Project under Pacific Resilience Program Additional Finance (P167152)	2.5	IDA	0.4	Government of Samoa
	Tonga	Additional Financing for The Pacific Resilience Project Under the Pacific Resilience Program (P167166)	15	IDA	0.4/2	Government of Tonga/Australia-Pacific Islands Partnership
	Tonga	Skills and Employment for Tongans (P161541)	18.5	IDA	2.4	Australia-Pacific Islands Partnership
	Vanuatu	Vanuatu Disaster Risk Management Development Policy Grant with CAT DDO (P168749)	10	IDA		
Co-financing	China	Integrating Disaster Risk Management in the China Urban Portfolio (P169232)			50	Germany: KFW
Subtotal			880.2		714.5	
Region total			1,594.7			

Leveraging Type	Country	Project Name	Funding Source (\$M)			
			\$	WB	\$	Non-WB
Europe and Central Asia						
Informing	Central Asia	Central Asia Hydrometeorology Modernization Project Additional Financing (P164780)	11.5	IDA		
	Romania	Strengthening Preparedness and Critical Emergency Infrastructure Project (P168120)	45.6	IBRD		
	Romania	Improving Resilience and Emergency Response Project (P168119)	57	IBRD		
	Tajikistan	Tajikistan Socio-Economic Resilience Strengthening Project (P168052)	37	IDA		
	Uzbekistan	Medium-Size Cities Integrated Urban Development Project (P162929)	100	IBRD	20	Government of Uzbekistan
	Western Balkans	Western Balkans Trade and Transport Facilitation (P162043)	90	IBRD		
Enabling	Romania	Strengthening Disaster Risk Management Project (P166302)	60.5	IBRD		
	Turkey	Sustainable Cities Project 2—Additional Financing (P170612)	560.6	IBRD	1.1	Government of Turkey
Co-financing	Central Asia	Third Phase of The Central Asia Regional Links Program (P159220)	55	IDA		
Subtotal			1,017.2		21.1	
Region Total						1,038.3
Latin America and the Caribbean						
Informing	Dominica	Additional Financing Dominica Disaster Vulnerability Reduction Project (P166540)	31	IDA		
	Ecuador	Social Safety Net (P167416)	350	IBRD	37.3	Government of Ecuador
	Guatemala	Guatemala DRM Development Policy Loan with CAT DDO II (P159710)	200	IBRD		
Enabling	El Salvador	El Salvador Local Economic Resilience Project (P169125)	200	IBRD		Government
	Haiti	Strengthening DRM and Climate Resilience Project (P165870)	35	IDA		Government of Turkey
	Suriname	Saramacca Canal System Rehabilitation Project (P165973)	35	IBRD		
Co-financing	Honduras	Integrating Innovation for Rural Competitiveness in Honduras—Comrural II (P168385)	75	IDA	18.4/53.5	Government of Honduras/ private capital and commercial financing
Subtotal			926		109.2	
						1,035.2

Leveraging Type	Country	Project Name	Funding Source (\$M)			
			\$	WB	\$	Non-WB
Middle East and North Africa						
Co-financing	Iraq	Iraq Electricity Services Reconstruction and Enhancement Project (P162454)	200	IBRD		
Subtotal			200			
Region total			200			
South Asia						
Informing	Afghanistan	EQRA (P159378)	100	IDA	198	Afghanistan Reconstruction Trust Fund; Education for All Supervising Entity
	Bangladesh	Bangladesh Sustainable Coastal and Marine Fisheries (P161568)	240	IDA	41.6	Government of Bangladesh
Enabling	Afghanistan	AF-ECLIM: Enhancing Hydromet, Early Warning and Climate Services for Resilience (P168141)			2.4	CREWS
	Bangladesh	Livestock and Dairy Development Project (P161246)	500	IDA	78.7	Government of Bangladesh
	India	Dam Rehabilitation & Improvement Project—Restructuring and Additional Financing (P166977)	137	IBRD	64.1	Government of India
	Sri Lanka	Climate Resilience Multi-Phase Programmatic Approach (P160005)	310	IBRD	7	Government of Sri Lanka
Subtotal			1,287		391.7	
Region total					1,678.7	

Financial Statements

STATEMENTS OF RECEIPTS, DISBURSEMENTS AND FUND BALANCE

All dollar amounts expressed in US dollars (US) unless otherwise indicated.

Financial data of trustees with EUR holding currency are converted to USD for reporting purpose based on the exchange rate on June 30, 2019 (1 EUR = 1.11 USD)

	Notes	For the fiscal year ended June 30th, 2019	For the fiscal year ended June 30th, 2018	For the fiscal year ended June 30th, 2017
Opening Balance:		221,259,738	271,516,113	237,243,639
Receipts:				
Donor contributions	1	112,881,807	34,204,842	103,553,038
Net investment and other incomes	2	5,117,900	1,906,735	1,843,186
Total Receipts		117,999,707	36,111,577	105,396,224
Disbursements:				
Project disbursements	3	80,295,773	76,378,696	64,868,223
World Bank administration fee	4	669,617	39,959	769,523
Program management and administration expenses	5	6,909,498	6,025,935	4,947,050
Refund to donors	6	1,085,439	1,923,362	538,954.00
Trustee allocation	7	—	2,000,000	—
Total Disbursements		88,960,327	86,367,952	71,123,750
Excess of (disbursements over receipts)/ receipts over disbursements		29,039,380	-50,256,375	34,272,474
Ending Balance:				
Ending balance		250,299,118	221,259,738	271,516,113
Less: Undisbursed commitments	8	144,703,081	106,328,114	115,980,261
Fund Available for new grants	9	102,519,462	114,931,624	155,535,852

NOTE 1: DONOR CONTRIBUTIONS

The following table provides details of contributions receivable by donor.

Donor	For the fiscal year ended June 30th, 2019 in US\$	For the fiscal year ended June 30th, 2018 in US\$	For the fiscal year ended June 30th, 2017 in US\$	Contribution Receivable Amount in US\$ equivalent
Australia	2,879,020	5,999,090	3,713,683	–
Austria	–	3,208,950	-	–
Belgium	–	–	627,088	–
Canada	2,970,512	–	-	12,183,050
European Union	25,977,575	3,810,169	23,362,306	22,185,162
Germany	44,405,567	5,977,407	35,697,500	34,137,000
India	167,000	–	–	333,000
Italy	4,553,200	–	2,116,840	–
Japan	20,000,000	2,000,000	20,000,000	80,000,000
Luxembourg	–	367,321	315,450	–
Norway	2,661,975	1,614,087	1,538,680	–
Serbia	158,267	368,000	–	178,467
Sweden	2,755,428	-	5,406,003	5,391,882
Switzerland	4,011,263	8,076,252	7,378,694	1,000,000
United Kingdom	–	2,783,565	1,196,794	7,629,300
United States	2,342,000	-	2,200,000	1,428,000
Total	112,881,807	34,204,841	103,553,038	164,465,861

* Amount in US\$ equivalent. The actual US\$ equivalent will be based on the exchange rate on the date of the transfer of funds.

The following table provides details of contribution received by main fund

Main Fund	For the fiscal year ended June 30th, 2019	For the fiscal year ended June 30th, 2018	For the fiscal year ended June 30th, 2017	Contribution Receivable
Track II-MDTF (TF070611)	–	–	531,250	–
Core MDTF (TF072236)	–	2,000,000	9,876,525	–
Parallel Core MDTF (TF072584)	23,371,500	11,254,283	24,148,523	5,903,349
Japan Program (TF072129)	–	–	20,000,000	–
Japan Program Phase II (TF073236)	20,000,000	–	–	80,000,000
ACP-EU NDRR (TF071630)	–	–	13,123,206	4,100,480
Africa DRF SDTF (TF072281)	1,113,500	–	9,707,850	–
EU-SAR SDTF (TF072458)	–	2,336,600	–	4,551,600
EU-SERBIA NDRMP SDTF (TF072528)	–	1,473,569	–	589,470
EU-DRAF SDTF (TF072535)	2,010,150	–	–	682,740
EU-Caribbean OCTs SDTF (TF073230)	1,700,100	–	–	1,706,850
EU-Caribbean SDTF (TF073227)	21,153,825	–	–	10,554,022
Australia Indo-Pacific SDTF (TF072835)	2,879,020	2,433,590	3,713,683	–
GRiF MDTF (TF072858)	34,111,200	8,706,800	22,452,000	41,766,300
USAID-SDTF (TF072896)	1,572,000	–	–	1,428,000
Canada-Caribbean SDTF (TF073283)	2,970,512	–	–	12,183,050
City Resilience MDTF (TF072921)	2,000,000	6,000,000	–	1,000,000
Total	112,881,807	34,204,842	103,553,037	164,465,861

NOTE 2: INVESTMENT AND OTHER INCOME

Net investment and other incomes in the amount of \$5,117,900 for the fiscal year ended June 30th, 2019.

NOTE 4: WORLD BANK ADMINISTRATIVE FEE

In the fiscal year ended June 30th, 2019, The World Bank charged an administrative fee of \$669,617 as agreed in the signed Admin Agreements.

NOTE 6: REFUND TO DONORS

In fiscal year ended June 30th, 2019, funds in the amount of \$1,085,439 were refunded to donors on pro-rata basis.

NOTE 7: TRUSTEE ALLOCATION

In the fiscal year ended June 30th, 2019 no funds were transferred from other Trust Funds.

NOTE 3 - PROJECT DISBURSEMENTS

The following table provides details of the project disbursements by region.

Region	For the fiscal year ended June 30th, 2019	For the fiscal year ended June 30th, 2018	For the fiscal year ended June 30th, 2017
Africa	22,800,948	18,627,302	18,987,785
East Asia and Pacific	8,234,429	9,341,374	9,197,151
Europe and Central Asia	8,800,434	9,975,229	4,704,869
Latin America and Caribbean	9,165,888	7,351,273	6,324,919
Middle East and North Africa	2,169,638	3,031,436	2,804,263
South Asia	6,674,510	6,407,826	6,353,708
Global	22,449,926	21,644,256	16,495,528
Total	80,295,773	76,378,696	64,868,223

The following table provides details of the project disbursements by execution type.

Execution type	For the fiscal year ended June 30th, 2019	For the fiscal year ended June 30th, 2018	For the fiscal year ended June 30th, 2017
Bank executed	71,731,080	69,144,773	56,053,219
Recipient executed	8,564,693	7,233,923	8,815,004
Total	80,295,773	76,378,696	64,868,223

NOTE 5: PROGRAM MANAGEMENT AND ADMINISTRATION DISBURSEMENTS

Program management and administration expenses for the fiscal year 2019 were in the amount of US\$6,909,498.

The following table provides details of the program management and administration disbursement by expense category.

Expense category		For the fiscal year ended June 30th, 2019	For the fiscal year ended June 30, 2018	For the fiscal year ended June 30, 2017
Staff cost	(1)	5,145,524	4,390,287	3,662,345
Short term consultants/ temporary		576,354	684,319	576,345
Travel	(2)	455,467	390,314	408,717
Other expenses	(3)	732,153	561,015	299,642
Total		6,909,498	6,025,935	4,947,049

(1) Staff Costs included salaries and benefits for GFDRR staff and short term consultant and short term temporary.

(2) Travel included travel expenses of GFDRR staff, candidates/interviewees for GFDRR positions, and participants in GFDRR- sponsored events.

(3) Other Expenses included overhead expenses, contractual services (e.g., editing, graphic design, translation, publishing and printing), representation, and hospitality.

NOTE 8: UNDISBURSED COMMITMENTS

Commitments in the amount of US\$144,703,081 are outstanding as of end of fiscal year 2019.

These are the remaining balance of the funds that GFDRR has approved and committed to implementing units and recipients.

The following table provides details of undisbursed commitments by main fund.

Main Fund	For the fiscal year ended June 30th, 2019
ACP-EU (TF071630)	22,135,242
Japan Program Phase I (TF072129)	30,754,321
Japan Program Phase II (TF073236)	9,068,245
Core MDTF (TF072236)	10,966,891
Parallel Core MDTF (TF072584)	32,709,217
Africa DRF SDTF (TF072281)	3,328,701
EU-SAR SDTF (TF072458)	2,036,097
EU-SERBIA NDRMP SDTF (TF072528)	2,270,406
EU-DRAF SDTF (TF072535)	3,283,645
EU-Caribbean OCTs SDTF (TF073230)	1,065,154
EU-Caribbean SDTF (TF073227)	1,327,147
Australia Indo-Pacific SDTF (TF072835)	2,371,398
USAID SDTF (TF072896)	862,894
GRiF MDTF (TF072858)	16,126,182
Canada-Caribbean SDTF (TF073283)	1,378,321
City Resilience MDTF (TF072921)	5,019,220
Total	144,703,081

The following table provides details of undisbursed commitments by region.

Region	For the fiscal year ended June 30th, 2019
AFRICA	34,745,603
EAST ASIA AND PACIFIC	20,326,186
EUROPE AND CENTRAL ASIA	16,538,386
LATIN AMERICA AND CARIBBEAN	12,052,966
MIDDLE EAST AND NORTH AFRICA	3,408,525
SOUTH ASIA	17,236,865
GLOBAL	40,394,550
Total	144,703,081

The following table provides details of undisbursed commitments by execution type.

Execution Type	For the fiscal year ended June 30th, 2019
Bank-Executed TF	122,462,071
Recipient-Executed TF	22,241,010
Total	144,703,081

NOTE 9: FUND AVAILABLE FOR NEW GRANTS

Fund available for new grants in the amount of US\$102,519,462 are outstanding as of end of fiscal year 2019.

These can be used to finance new operational grants, and program management and administration activities.

The break-up by main fund is available in the table below.

Main Fund	For the fiscal year ended June 30th, 2019
Core MDTF (TF072236)	149,746
Parallel Core MDTF (TF072584)	5,249,738
Japan Program (TF072129)	4,200,535
Japan Program Phase II (TF073236)	11,390,219
ACP-EU NDRR (TF071630)	4,941,654
Africa DRF SDTF (TF072281)	1,116,925
EU-SAR SDTF (TF072458)	245,363
EU-SERBIA NDRMP SDTF (TF072528)	506
EU-DRAF SDTF (TF072535)	10,244
EU-Caribbean OCTs SDTF (TF073230)	427,824
EU-Caribbean SDTF (TF073227)	19,592,430
Australia Indo-Pacific SDTF (TF072835)	6,130,046
GRiF MDTF (TF072858)	47,426,957
USAID-SDTF (TF072896)	213,511
City Resilience MDTF (TF072921)	22,252
Canada-Caribbean SDTF (TF073283)	1,401,512
Total	102,519,462

An aerial photograph of a coastal village, likely in a tropical region, showing significant damage to buildings and infrastructure. The foreground is dominated by a sandy area with numerous small, damaged structures, many of which appear to be made of wood and thatch. A large, prominent building with a blue roof and a minaret, possibly a mosque, stands in the middle ground. The background features a wide, white sandy beach and a clear, turquoise ocean. The text "Bringing resilience to scale" is overlaid in white on the upper part of the image.

Bringing resilience to scale



www.gfdr.org The Global Facility for Disaster Reduction and Recovery (GFDRR) is a global partnership that helps developing countries better understand and reduce their vulnerabilities to natural hazards and adapt to climate change. Working with over 400 local, national, regional, and international partners, GFDRR provides grant financing, technical assistance, training and knowledge sharing activities to mainstream disaster and climate risk management in national and regional policies, strategies, and investment plans. Managed by the World Bank, GFDRR is supported and directed by a Consultative Group that has 18 members and 12 observers.